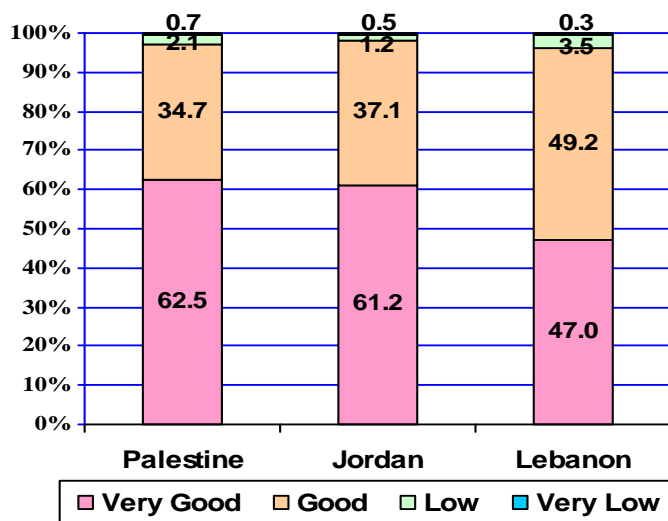


## Appendix F: Voice of Children I Survey Tables

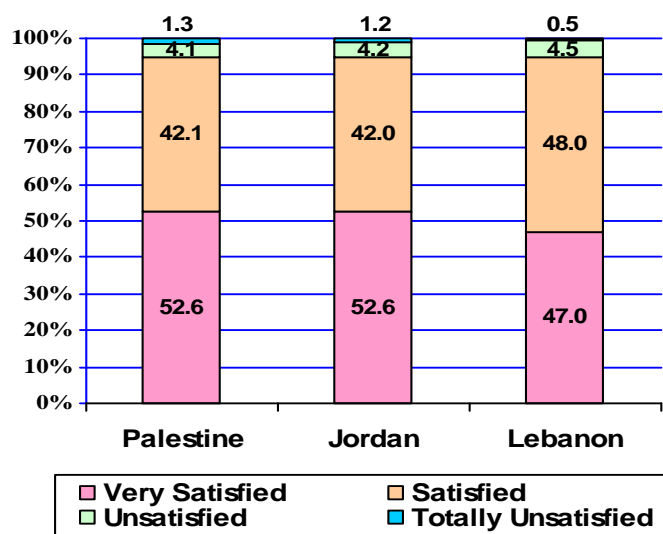
### Q0 In general, how do you evaluate your health status?



Country	Gender	Q0 In general, how do you evaluate your health status?				Total	P_value
		Very Good	Good	Low	Very Low		
Palestine	Male	57.9	38.3	3.0	0.7	100.0	0.003
	Female	66.0	31.9	1.5	0.6	100.0	
	<b>Total</b>	<b>62.5</b>	<b>34.7</b>	<b>2.1</b>	<b>0.7</b>	<b>100.0</b>	
Jordan	Male	59.0	37.3	2.5	1.2	100.0	<0.001
	Female	63.0	36.8	0.1	0.0	100.0	
	<b>Total</b>	<b>61.2</b>	<b>37.1</b>	<b>1.2</b>	<b>0.5</b>	<b>100.0</b>	
Lebanon	Male	49.7	46.0	4.0	0.3	100.0	0.131
	Female	44.5	52.1	3.1	0.3	100.0	
	<b>Total</b>	<b>47.0</b>	<b>49.2</b>	<b>3.5</b>	<b>0.3</b>	<b>100.0</b>	

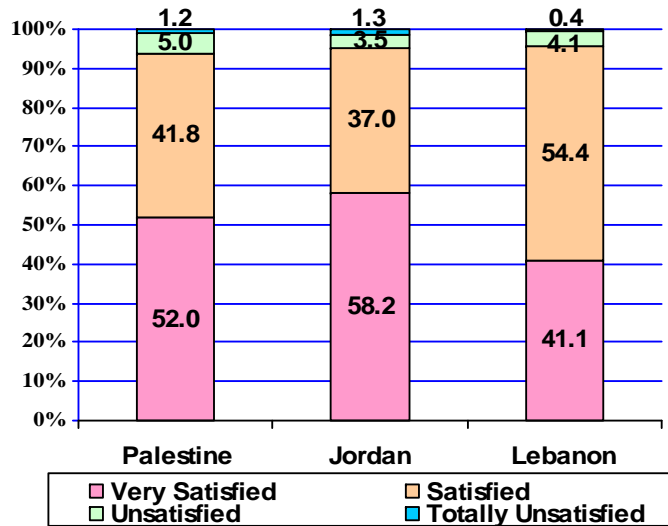
### Q1 Rate your satisfaction with the following:

#### Q1\_1 Your physical health



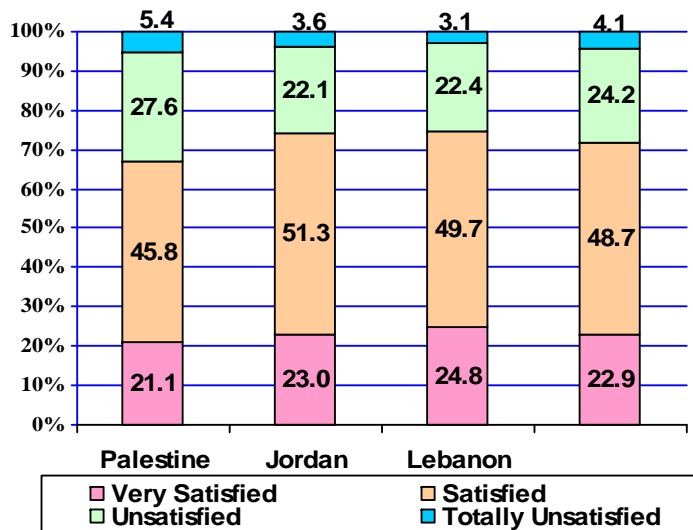
Country	Gender	Q1_1 Your physical health				Total	P_value
		Very Satisfied	Satisfied	Unsatisfied	Totally Unsatisfied		
Palestine	Male	53.2	41.1	4.2	1.5	100.0	0.827
	Female	52.0	42.9	4.0	1.1	100.0	
	<b>Total</b>	<b>52.5</b>	<b>42.1</b>	<b>4.1</b>	<b>1.3</b>	<b>100.0</b>	
Jordan	Male	52.8	40.1	5.5	1.5	100.0	0.083
	Female	52.5	43.5	3.1	0.9	100.0	
	<b>Total</b>	<b>52.6</b>	<b>42.0</b>	<b>4.2</b>	<b>1.2</b>	<b>100.0</b>	
Lebanon	Male	50.8	43.9	4.9	0.4	100.0	0.025
	Female	43.5	51.7	4.2	0.5	100.0	
	<b>Total</b>	<b>47.0</b>	<b>48.0</b>	<b>4.5</b>	<b>0.5</b>	<b>100.0</b>	

### Q1\_2 Your general appearance



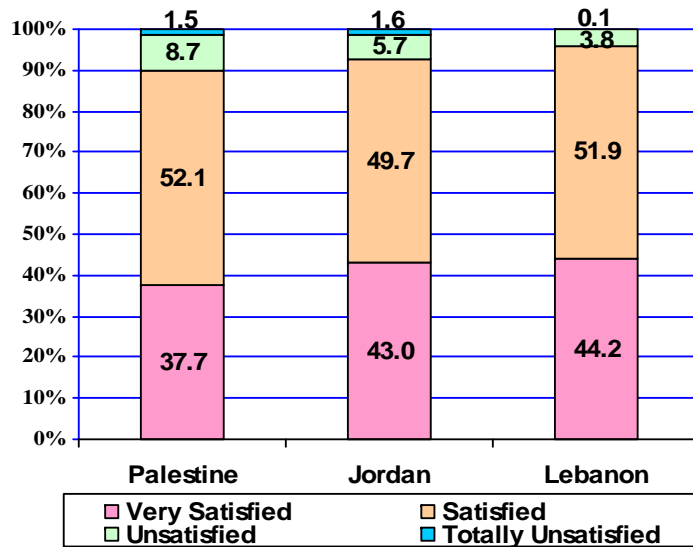
Country	Gender	Q1_2 Your general appearance				Total	P_value
		Very Satisfied	Satisfied	Unsatisfied	Totally Unsatisfied		
Palestine	Male	49.9	44.1	5.0	1.0	100.0	0.390
	Female	53.6	40.1	5.0	1.3	100.0	
	<b>Total</b>	<b>52.0</b>	<b>41.8</b>	<b>5.0</b>	<b>1.1</b>	<b>100.0</b>	
Jordan	Male	59.2	35.1	4.3	1.3	100.0	0.307
	Female	57.4	38.6	2.8	1.2	100.0	
	<b>Total</b>	<b>58.2</b>	<b>37.0</b>	<b>3.5</b>	<b>1.3</b>	<b>100.0</b>	
Lebanon	Male	43.8	52.4	3.5	0.3	100.0	0.173
	Female	38.7	56.2	4.6	0.5	100.0	
	<b>Total</b>	<b>41.1</b>	<b>54.4</b>	<b>4.1</b>	<b>0.4</b>	<b>100.0</b>	

### Q1\_3 Your academic achievement



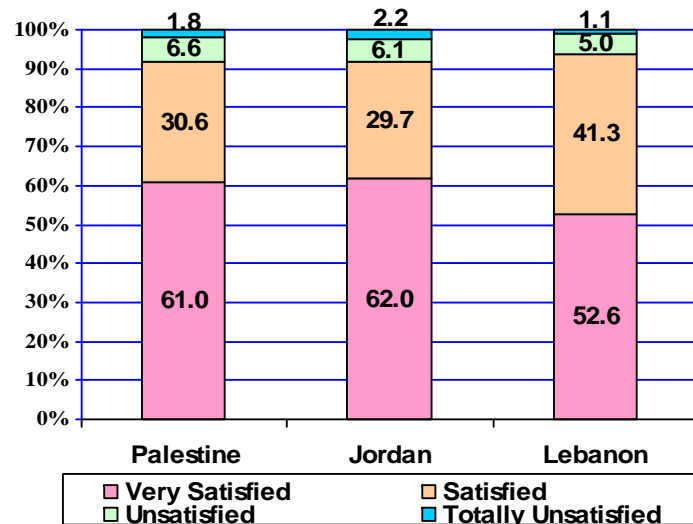
Country	Gender	Q1_3 Your academic achievement				Total	P_value
		Very Satisfied	Satisfied	Unsatisfied	Totally Unsatisfied		
Palestine	Male	23.6	46.1	25.1	5.2	100.0	0.070
	Female	19.1	45.7	29.5	5.6	100.0	
	<b>Total</b>	<b>21.1</b>	<b>45.9</b>	<b>27.6</b>	<b>5.4</b>	<b>100.0</b>	
Jordan	Male	26.9	48.0	21.2	3.8	100.0	0.018
	Female	19.8	53.9	22.8	3.5	100.0	
	<b>Total</b>	<b>23.0</b>	<b>51.3</b>	<b>22.1</b>	<b>3.6</b>	<b>100.0</b>	
Lebanon	Male	25.6	45.0	26.0	3.5	100.0	0.002
	Female	24.2	54.0	19.1	2.8	100.0	
	<b>Total</b>	<b>24.8</b>	<b>49.7</b>	<b>22.4</b>	<b>3.1</b>	<b>100.0</b>	

### Q1\_4 Your mental ability



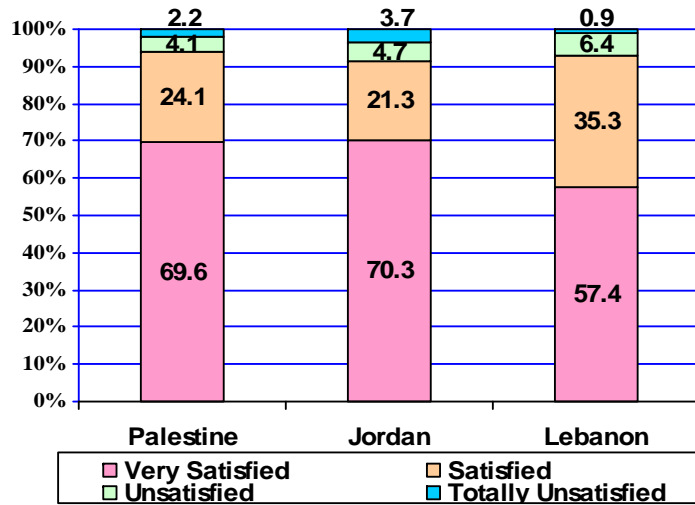
Country	Gender	Q1_4 Your mental ability				Total	P_value
		Very Satisfied	Satisfied	Unsatisfied	Totally Unsatisfied		
Palestine	Male	41.9	49.1	6.8	2.2	100.0	< 0.001
	Female	34.4	54.4	10.2	0.9	100.0	
	<b>Total</b>	<b>37.7</b>	<b>52.1</b>	<b>8.7</b>	<b>1.5</b>	<b>100.0</b>	
Jordan	Male	47.7	44.3	6.9	1.2	100.0	0.001
	Female	39.3	53.9	4.8	2.0	100.0	
	<b>Total</b>	<b>43.0</b>	<b>49.7</b>	<b>5.7</b>	<b>1.6</b>	<b>100.0</b>	
Lebanon	Male	47.8	48.7	3.4	0.1	100.0	0.072
	Female	41.0	54.8	4.1	0.1	100.0	
	<b>Total</b>	<b>44.2</b>	<b>51.9</b>	<b>3.8</b>	<b>0.1</b>	<b>100.0</b>	

### Q1\_5 Your relationship with your friends



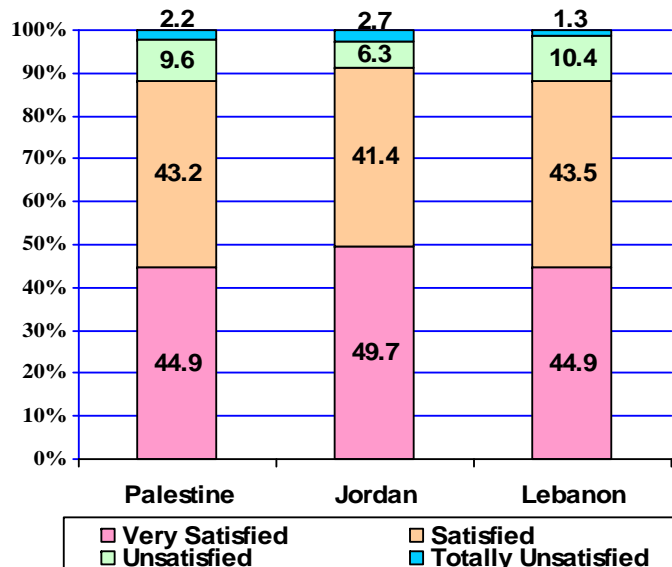
Country	Gender	Q1_5 Your relation with your friends				Total	P_value
		Very Satisfied	Satisfied	Unsatisfied	Totally Unsatisfied		
Palestine	Male	61.0	29.3	7.8	1.9	100.0	0.301
	Female	61.0	31.6	5.6	1.8	100.0	
	<b>Total</b>	<b>61.0</b>	<b>30.6</b>	<b>6.6</b>	<b>1.8</b>	<b>100.0</b>	
Jordan	Male	60.0	31.6	6.5	1.8	100.0	0.431
	Female	63.6	28.3	5.7	2.4	100.0	
	<b>Total</b>	<b>62.0</b>	<b>29.7</b>	<b>6.1</b>	<b>2.2</b>	<b>100.0</b>	
Lebanon	Male	54.7	38.3	6.0	1.0	100.0	0.068
	Female	50.6	44.1	4.1	1.2	100.0	
	<b>Total</b>	<b>52.6</b>	<b>41.3</b>	<b>5.0</b>	<b>1.1</b>	<b>100.0</b>	

### Q1\_6 Your relationship with your family



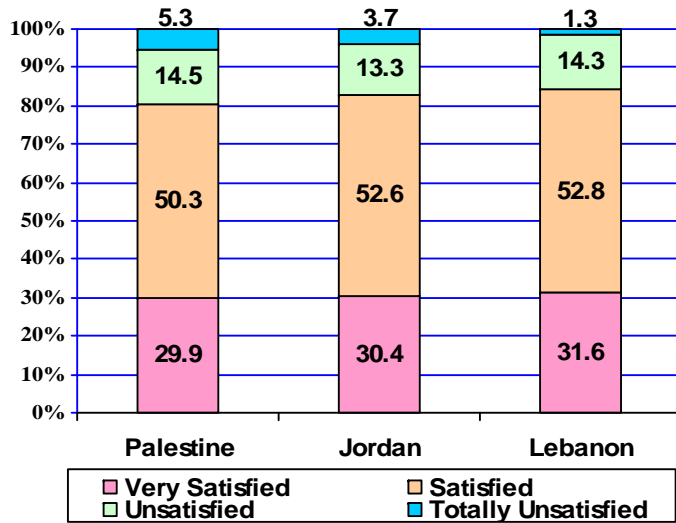
Country	Gender	Q1_6 Your relation with your family				Total	P_value
		Very Satisfied	Satisfied	Unsatisfied	Totally Unsatisfied		
Palestine	Male	73.3	22.3	1.9	2.5	100.0	< 0.001
	Female	66.8	25.5	5.6	2.0	100.0	
	<b>Total</b>	<b>69.6</b>	<b>24.1</b>	<b>4.0</b>	<b>2.2</b>	<b>100.0</b>	
Jordan	Male	74.6	19.1	3.8	2.5	100.0	0.011
	Female	66.9	23.0	5.5	4.7	100.0	
	<b>Total</b>	<b>70.3</b>	<b>21.3</b>	<b>4.7</b>	<b>3.7</b>	<b>100.0</b>	
Lebanon	Male	61.8	32.3	5.2	0.7	100.0	0.007
	Female	53.3	38.1	7.6	1.0	100.0	
	<b>Total</b>	<b>57.4</b>	<b>35.3</b>	<b>6.4</b>	<b>0.9</b>	<b>100.0</b>	

### Q1\_7 Your sense of inner peace



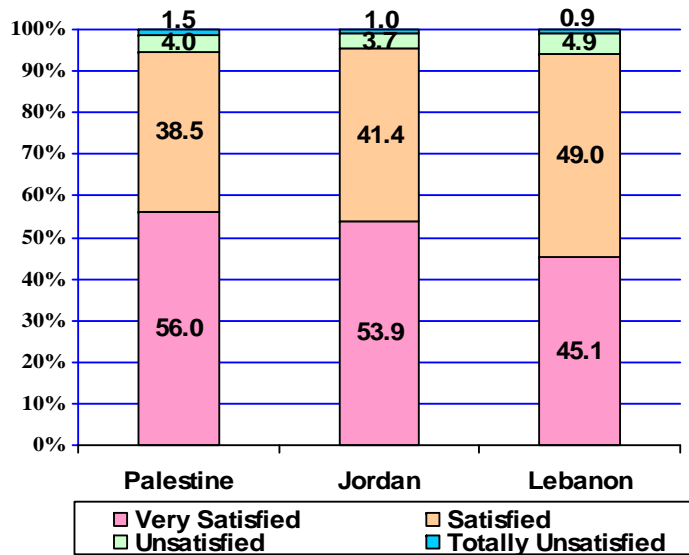
Country	Gender	Q1_7 Your sense of inner peace				Total	P_value
		Very Satisfied	Satisfied	Unsatisfied	Totally Unsatisfied		
Palestine	Male	42.7	46.7	8.4	2.2	100.0	0.071
	Female	46.6	40.5	10.6	2.3	100.0	
	<b>Total</b>	<b>44.9</b>	<b>43.2</b>	<b>9.6</b>	<b>2.2</b>	<b>100.0</b>	
Jordan	Male	47.1	40.7	8.4	3.9	100.0	0.002
	Female	51.7	41.9	4.7	1.7	100.0	
	<b>Total</b>	<b>49.7</b>	<b>41.4</b>	<b>6.3</b>	<b>2.7</b>	<b>100.0</b>	
Lebanon	Male	45.2	42.9	11.1	0.8	100.0	0.428
	Female	44.5	44.0	9.8	1.7	100.0	
	<b>Total</b>	<b>44.9</b>	<b>43.5</b>	<b>10.4</b>	<b>1.3</b>	<b>100.0</b>	

### Q1\_8 Your ability to deal with different life challenges



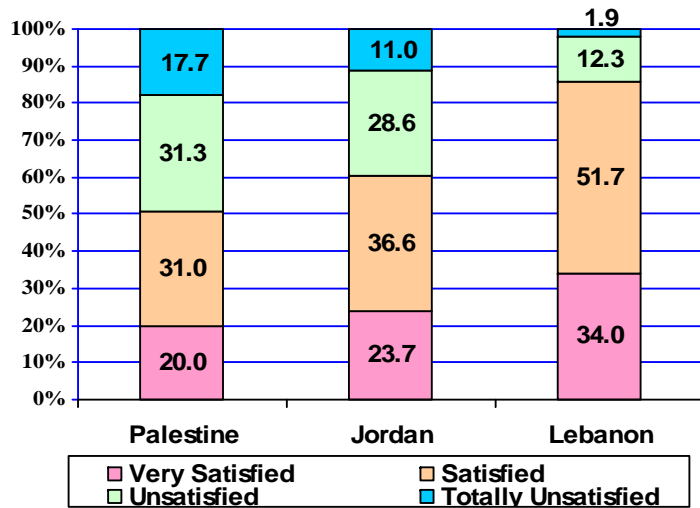
Country	Gender	Q1_8 Your ability to deal with different life challenges				Total	P_value
		Very Satisfied	Satisfied	Unsatisfied	Totally Unsatisfied		
Palestine	Male	30.5	47.9	15.2	6.4	100.0	0.170
	Female	29.5	52.1	13.9	4.5	100.0	
	<b>Total</b>	<b>29.9</b>	<b>50.3</b>	<b>14.5</b>	<b>5.3</b>	<b>100.0</b>	
Jordan	Male	32.6	52.3	11.0	4.0	100.0	0.098
	Female	28.6	52.8	15.2	3.5	100.0	
	<b>Total</b>	<b>30.4</b>	<b>52.6</b>	<b>13.3</b>	<b>3.7</b>	<b>100.0</b>	
Lebanon	Male	34.1	50.1	15.2	0.6	100.0	0.011
	Female	29.2	55.4	13.5	1.9	100.0	
	<b>Total</b>	<b>31.6</b>	<b>52.8</b>	<b>14.3</b>	<b>1.3</b>	<b>100.0</b>	

### Q2 How do you rate your comfort in each of the following situations? Q2\_1 When you are with a friend of the same sex



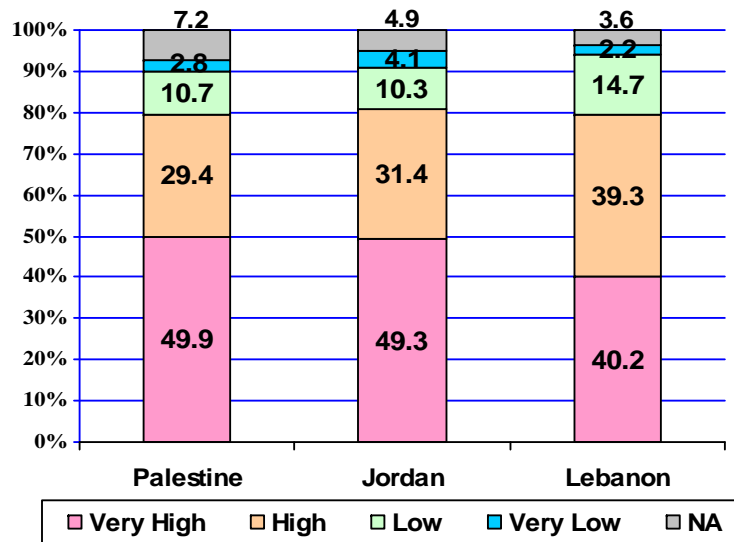
Country	Gender	Q2_1 When you are with a friend of the same sex				Total	P_value
		Very High	High	Low	Very Low		
Palestine	Male	46.8	46.1	4.5	2.6	100.0	< 0.001
	Female	63.2	32.6	3.4	0.7	100.0	
	<b>Total</b>	<b>56.1</b>	<b>38.5</b>	<b>3.9</b>	<b>1.5</b>	<b>100.0</b>	
Jordan	Male	50.1	43.2	5.0	1.7	100.0	0.003
	Female	56.9	40.0	2.7	0.4	100.0	
	<b>Total</b>	<b>53.9</b>	<b>41.4</b>	<b>3.7</b>	<b>1.0</b>	<b>100.0</b>	
Lebanon	Male	44.3	48.5	5.9	1.4	100.0	0.123
	Female	45.8	49.6	4.1	0.5	100.0	
	<b>Total</b>	<b>45.1</b>	<b>49.0</b>	<b>4.9</b>	<b>0.9</b>	<b>100.0</b>	

### Q2\_2 When you are with a friend of the opposite sex



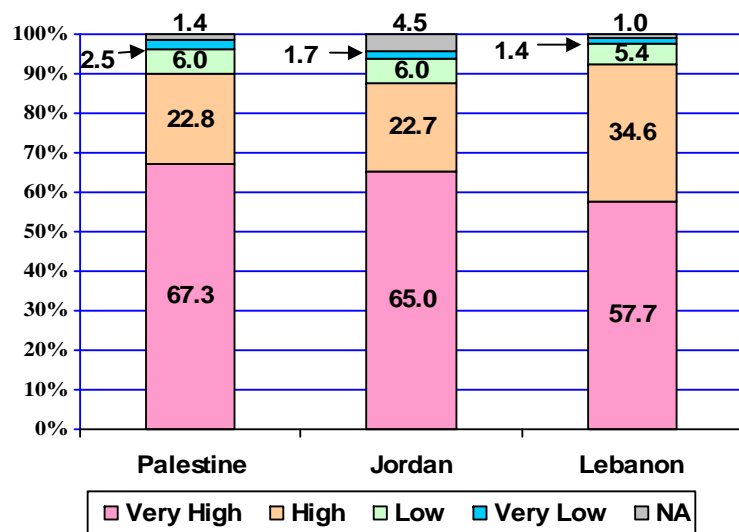
Country	Gender	Q2_2 When you are with a friend of the opposite sex				Total	P_value
		Very High	High	Low	Very Low		
Palestine	Male	30.9	32.8	24.1	12.2	100.0	< 0.001
	Female	11.7	29.7	36.6	21.9	100.0	
	<b>Total</b>	<b>20.0</b>	<b>31.1</b>	<b>31.2</b>	<b>17.7</b>	<b>100.0</b>	
Jordan	Male	38.0	38.3	18.2	5.5	100.0	< 0.001
	Female	12.4	35.3	36.9	15.4	100.0	
	<b>Total</b>	<b>23.7</b>	<b>36.6</b>	<b>28.6</b>	<b>11.0</b>	<b>100.0</b>	
Lebanon	Male	41.7	45.4	10.9	2.0	100.0	< 0.001
	Female	26.8	57.6	13.7	1.9	100.0	
	<b>Total</b>	<b>34.0</b>	<b>51.7</b>	<b>12.3</b>	<b>1.9</b>	<b>100.0</b>	

### Q2\_3 When you talk with your father



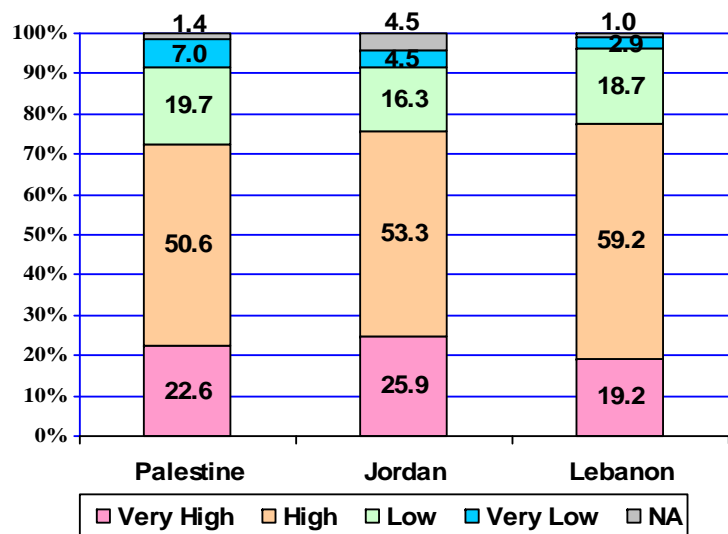
Country	Gender	Q2_3 When you talk with your father					Total	P_value
		Very High	High	Low	Very Low	NA		
Palestine	Male	47.7	30.7	10.4	3.1	8.1	100.0	0.410
	Female	51.5	28.4	11.0	2.6	6.5	100.0	
	<b>Total</b>	<b>49.9</b>	<b>29.4</b>	<b>10.7</b>	<b>2.8</b>	<b>7.2</b>	<b>100.0</b>	
Jordan	Male	49.2	31.9	8.4	4.8	5.7	100.0	0.154
	Female	49.4	30.9	11.8	3.6	4.2	100.0	
	<b>Total</b>	<b>49.3</b>	<b>31.4</b>	<b>10.3</b>	<b>4.1</b>	<b>4.9</b>	<b>100.0</b>	
Lebanon	Male	43.0	37.5	13.2	2.4	3.9	100.0	0.171
	Female	37.6	40.9	16.1	2.1	3.4	100.0	
	<b>Total</b>	<b>40.2</b>	<b>39.3</b>	<b>14.7</b>	<b>2.2</b>	<b>3.6</b>	<b>100.0</b>	

### Q2\_4 When you talk with your mother



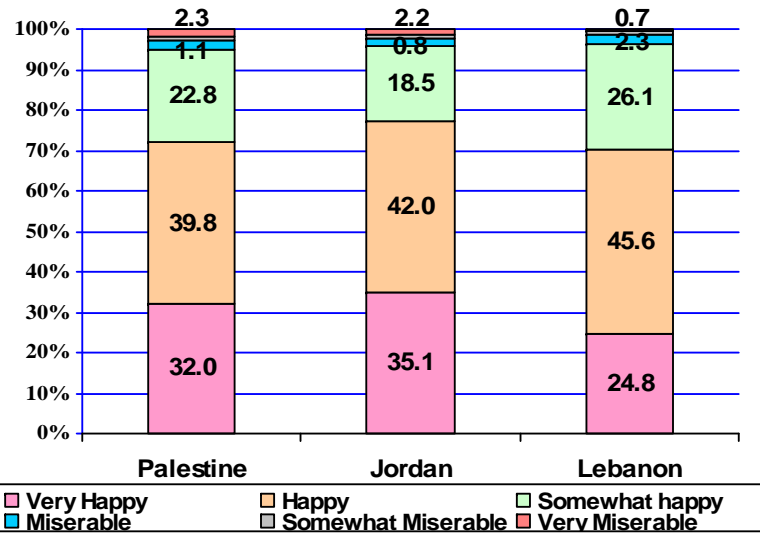
Country	Gender	Q2_4 When you talk with your mother					Total	P_value
		Very High	High	Low	Very Low	NA		
Palestine	Male	68.4	21.8	6.3	1.9	1.6	100.0	0.525
	Female	66.3	23.7	5.8	2.9	1.3	100.0	
	<b>Total</b>	<b>67.3</b>	<b>22.8</b>	<b>6.0</b>	<b>2.5</b>	<b>1.4</b>	<b>100.0</b>	
Jordan	Male	62.9	25.1	6.0	1.3	4.7	100.0	0.371
	Female	66.8	20.9	6.0	2.0	4.4	100.0	
	<b>Total</b>	<b>65.0</b>	<b>22.7</b>	<b>6.0</b>	<b>1.7</b>	<b>4.5</b>	<b>100.0</b>	
Lebanon	Male	61.9	32.0	4.8	1.0	0.4	100.0	0.007
	Female	53.8	36.9	5.9	1.8	1.5	100.0	
	<b>Total</b>	<b>57.7</b>	<b>34.6</b>	<b>5.4</b>	<b>1.4</b>	<b>1.0</b>	<b>100.0</b>	

### Q2\_5 When you talk with your teachers



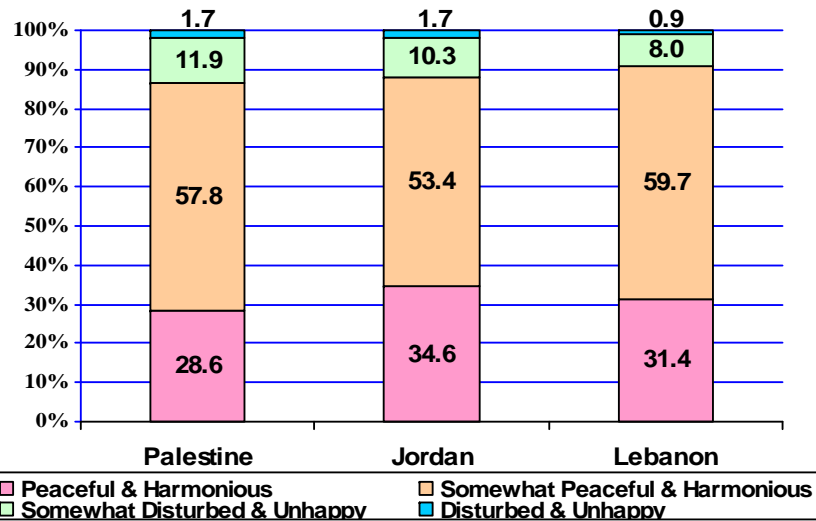
Country	Gender	Q2_5 When you talk with your teachers				Total	P_value
		Very High	High	Low	Very Low		
Palestine	Male	29.5	48.6	16.4	5.5	100.0	< 0.001
	Female	17.4	52.2	22.3	8.2	100.0	
	<b>Total</b>	<b>22.6</b>	<b>50.6</b>	<b>19.7</b>	<b>7.0</b>	<b>100.0</b>	
Jordan	Male	29.3	54.2	11.9	4.7	100.0	< 0.001
	Female	23.1	52.7	19.8	4.4	100.0	
	<b>Total</b>	<b>25.9</b>	<b>53.3</b>	<b>16.3</b>	<b>4.5</b>	<b>100.0</b>	
Lebanon	Male	20.4	57.6	18.7	3.2	100.0	0.584
	Female	18.1	60.6	18.6	2.7	100.0	
	<b>Total</b>	<b>19.2</b>	<b>59.2</b>	<b>18.7</b>	<b>2.9</b>	<b>100.0</b>	

### Q3 How do you describe your family (whom you live with)?



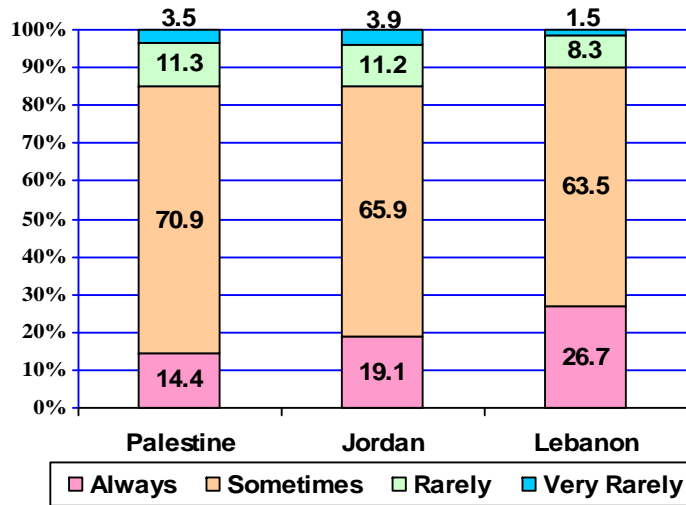
Country	Gender	Q3 How do you describe your family (whom you live with)?						Total	P_value
		Very Happy	Happy	Somehow happy	Miserable	Somehow Miserable	Very Miserable		
Palestine	Male	35.1	42.3	18.1	1.6	1.0	1.9	100.0	0.001
	Female	29.7	37.9	26.5	2.8	1.3	1.9		
	<b>Total</b>	<b>32.0</b>	<b>39.8</b>	<b>22.9</b>	<b>2.3</b>	<b>1.1</b>	<b>1.9</b>		
Jordan	Male	37.5	42.1	16.2	2.3	0.8	1.0	100.0	0.299
	Female	33.2	41.8	20.3	2.1	0.8	1.7		
	<b>Total</b>	<b>35.1</b>	<b>42.0</b>	<b>18.5</b>	<b>2.2</b>	<b>0.8</b>	<b>1.4</b>		
Lebanon	Male	25.3	46.3	25.0	2.4	0.6	0.4	100.0	0.912
	Female	24.4	45.0	27.1	2.2	0.8	0.6		
	<b>Total</b>	<b>24.8</b>	<b>45.6</b>	<b>26.1</b>	<b>2.3</b>	<b>0.7</b>	<b>0.5</b>		

### Q3\_1 How do you characterize your family (whom you live with)?



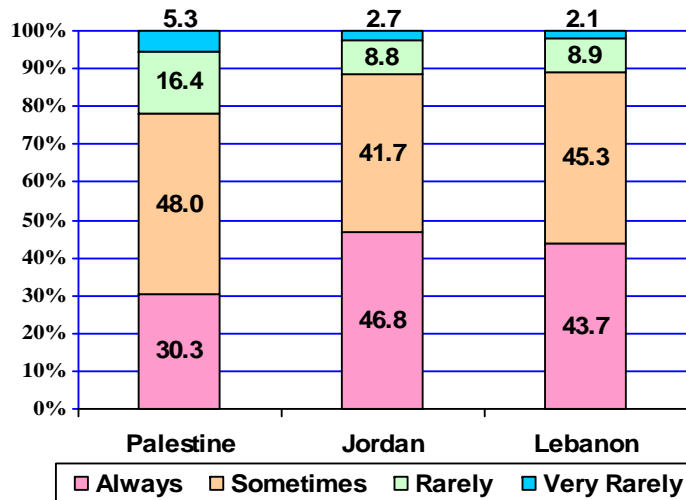
Country	Gender	Q3_1 How do you characterize your family (whom you live with)?				Total	P_value
		Peaceful & harmonious	Somewhat peaceful & harmonious	Somewhat disturbed & unhappy	Disturbed & unhappy		
Palestine	Male	34.4	55.4	8.1	2.1	100.0	< 0.001
	Female	24.1	59.7	14.7	1.5		
	<b>Total</b>	<b>28.6</b>	<b>57.8</b>	<b>11.9</b>	<b>1.7</b>		
Jordan	Male	43.6	47.5	7.4	1.5	100.0	< 0.001
	Female	27.4	58.1	12.6	1.9		
	<b>Total</b>	<b>34.6</b>	<b>53.4</b>	<b>10.3</b>	<b>1.7</b>		
Lebanon	Male	32.2	59.2	7.6	1.1	100.0	0.771
	Female	30.6	60.3	8.3	0.8		
	<b>Total</b>	<b>31.4</b>	<b>59.7</b>	<b>8.0</b>	<b>0.9</b>		

**Q4 How do you describe your current psychological condition?**  
**Q4\_1 I feel happy.**



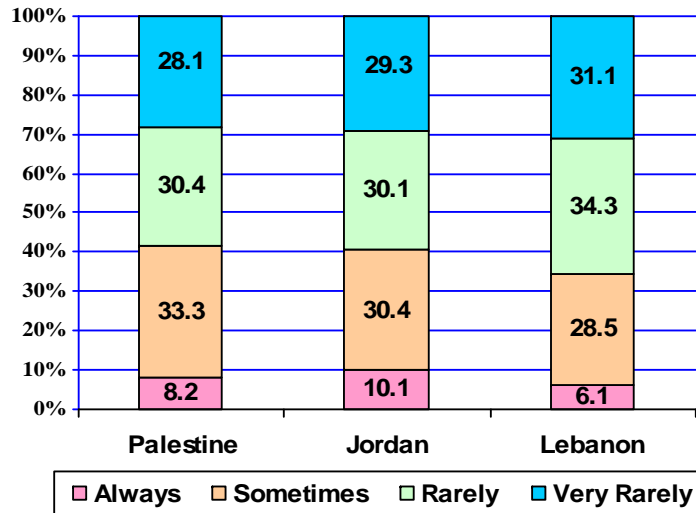
Country	Gender	Q4_1 I feel happy.				Total	P_value
		Always	Sometimes	Rarely	Very Rarely		
Palestine	Male	15.2	70.1	10.8	4.0	100.0	0.614
	Female	13.8	71.5	11.7	3.1	100.0	
	<b>Total</b>	<b>14.4</b>	<b>70.9</b>	<b>11.3</b>	<b>3.5</b>	<b>100.0</b>	
Jordan	Male	22.7	65.2	8.4	3.7	100.0	0.002
	Female	16.2	66.4	13.4	4.0	100.0	
	<b>Total</b>	<b>19.1</b>	<b>65.9</b>	<b>11.2</b>	<b>3.9</b>	<b>100.0</b>	
Lebanon	Male	27.8	63.9	7.4	1.0	100.0	0.232
	Female	25.8	63.1	9.2	1.9	100.0	
	<b>Total</b>	<b>26.7</b>	<b>63.5</b>	<b>8.3</b>	<b>1.5</b>	<b>100.0</b>	

**Q4\_2 I feel secure.**



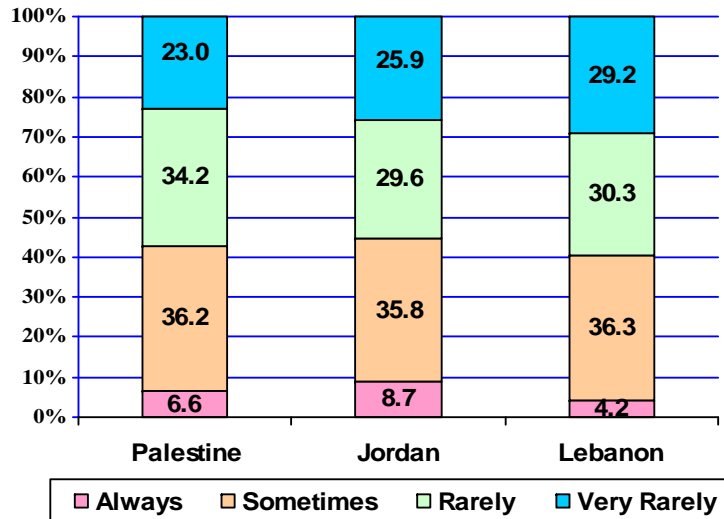
Country	Gender	Q4_2 I feel secure.				Total	P_value
		Always	Sometimes	Rarely	Very Rarely		
Palestine	Male	29.7	49.0	14.5	6.8	100.0	0.026
	Female	30.8	47.3	17.8	4.1	100.0	
	<b>Total</b>	<b>30.3</b>	<b>48.0</b>	<b>16.4</b>	<b>5.3</b>	<b>100.0</b>	
Jordan	Male	50.5	40.5	7.4	1.7	100.0	0.014
	Female	43.8	42.6	10.0	3.6	100.0	
	<b>Total</b>	<b>46.8</b>	<b>41.7</b>	<b>8.8</b>	<b>2.7</b>	<b>100.0</b>	
Lebanon	Male	45.2	44.5	8.1	2.2	100.0	0.558
	Female	42.3	46.0	9.7	2.0	100.0	
	<b>Total</b>	<b>43.7</b>	<b>45.3</b>	<b>8.9</b>	<b>2.1</b>	<b>100.0</b>	

**Q4\_3 I feel detached from my surroundings.**



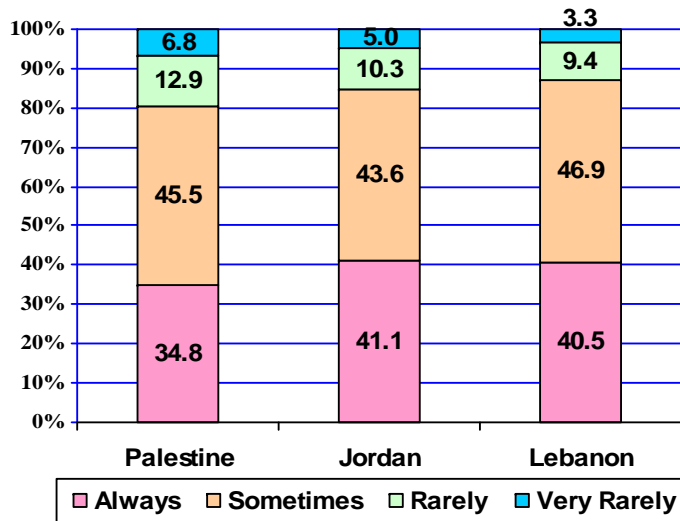
Country	Gender	Q4_3 I feel detached from my surroundings.				Total	P_value
		Always	Sometimes	Rarely	Very Rarely		
Palestine	Male	8.9	34.7	34.0	22.5	100.0	
	Female	7.6	32.4	27.7	32.3	100.0	
	<b>Total</b>	<b>8.2</b>	<b>33.4</b>	<b>30.4</b>	<b>28.0</b>	<b>100.0</b>	
Jordan	Male	11.9	28.1	30.2	29.8	100.0	
	Female	8.8	32.3	30.1	28.8	100.0	
	<b>Total</b>	<b>10.1</b>	<b>30.4</b>	<b>30.1</b>	<b>29.3</b>	<b>100.0</b>	
Lebanon	Male	6.0	29.1	33.3	31.5	100.0	
	Female	6.1	27.8	35.2	30.8	100.0	
	<b>Total</b>	<b>6.1</b>	<b>28.5</b>	<b>34.3</b>	<b>31.1</b>	<b>100.0</b>	

**Q4\_4 I don't get along with others.**



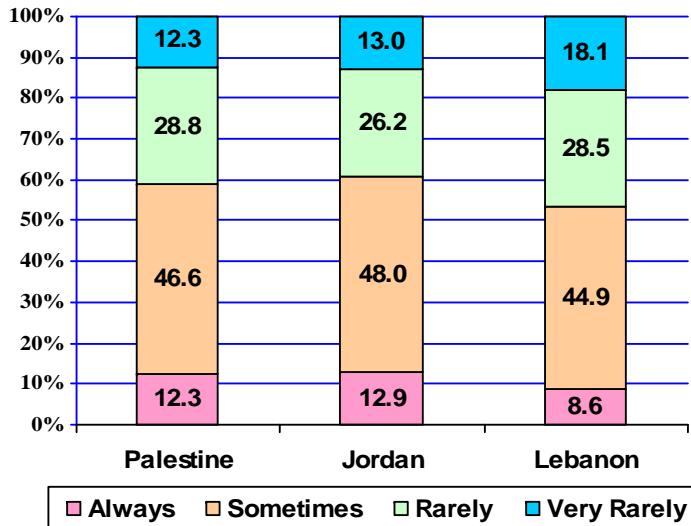
Country	Gender	Q4_4 I don't get along with others.				Total	P_value
		Always	Sometimes	Rarely	Very Rarely		
Palestine	Male	8.0	36.3	36.0	19.8	100.0	< 0.001
	Female	5.5	36.1	32.9	25.5	100.0	
	<b>Total</b>	<b>6.6</b>	<b>36.2</b>	<b>34.2</b>	<b>23.0</b>	<b>100.0</b>	
Jordan	Male	11.1	33.0	30.2	25.8	100.0	0.158
	Female	6.9	38.0	29.2	25.9	100.0	
	<b>Total</b>	<b>8.7</b>	<b>35.8</b>	<b>29.6</b>	<b>25.9</b>	<b>100.0</b>	
Lebanon	Male	4.2	37.5	31.1	27.2	100.0	0.873
	Female	4.2	35.2	29.5	31.0	100.0	
	<b>Total</b>	<b>4.2</b>	<b>36.3</b>	<b>30.3</b>	<b>29.2</b>	<b>100.0</b>	

**Q4\_5 I am in control of myself.**



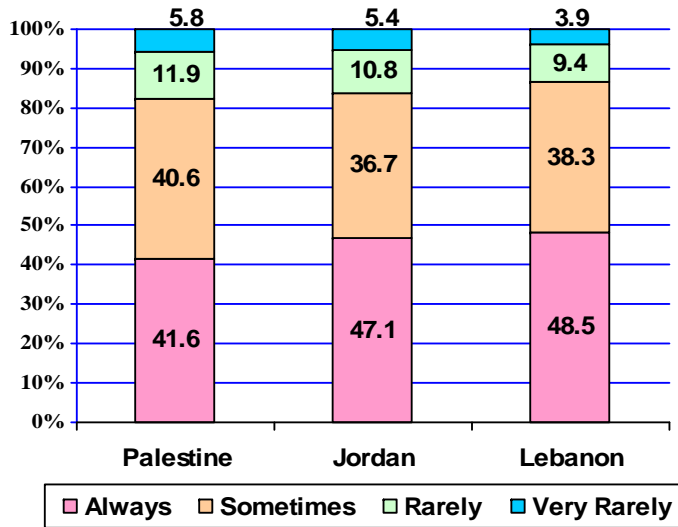
Country	Gender	Q4_5 I am in control of myself.				Total	P_value
		Always	Sometimes	Rarely	Very Rarely		
Palestine	Male	43.2	41.6	10.7	4.5	100.0	0.013
	Female	28.4	48.5	14.6	8.6	100.0	
	<b>Total</b>	<b>34.8</b>	<b>45.5</b>	<b>12.9</b>	<b>6.8</b>	<b>100.0</b>	
Jordan	Male	48.3	40.1	8.2	3.3	100.0	0.030
	Female	35.4	46.4	12.0	6.3	100.0	
	<b>Total</b>	<b>41.1</b>	<b>43.6</b>	<b>10.3</b>	<b>5.0</b>	<b>100.0</b>	
Lebanon	Male	40.7	46.0	10.3	2.9	100.0	0.434
	Female	40.2	47.6	8.6	3.6	100.0	
	<b>Total</b>	<b>40.5</b>	<b>46.9</b>	<b>9.4</b>	<b>3.3</b>	<b>100.0</b>	

**Q4\_6 I feel frustrated.**



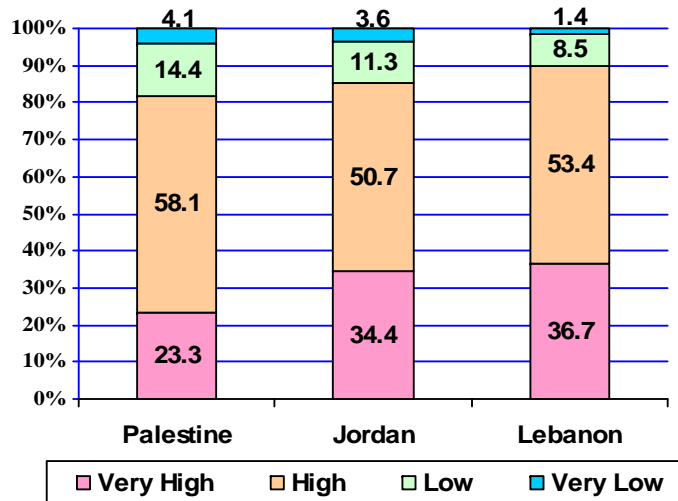
Country	Gender	Q4_6 I feel frustrated.				Total	P_value
		Always	Sometimes	Rarely	Very Rarely		
Palestine	Male	10.9	44.4	31.4	13.3	100.0	0.206
	Female	13.5	48.2	26.9	11.5	100.0	
	<b>Total</b>	<b>12.3</b>	<b>46.6</b>	<b>28.8</b>	<b>12.3</b>	<b>100.0</b>	
Jordan	Male	9.0	48.2	28.1	14.7	100.0	0.028
	Female	15.9	47.8	24.7	11.6	100.0	
	<b>Total</b>	<b>12.9</b>	<b>48.0</b>	<b>26.2</b>	<b>13.0</b>	<b>100.0</b>	
Lebanon	Male	7.0	43.4	30.8	18.8	100.0	0.423
	Female	10.1	46.2	26.3	17.4	100.0	
	<b>Total</b>	<b>8.6</b>	<b>44.9</b>	<b>28.5</b>	<b>18.1</b>	<b>100.0</b>	

**Q4\_7 I feel optimistic and hopeful.**



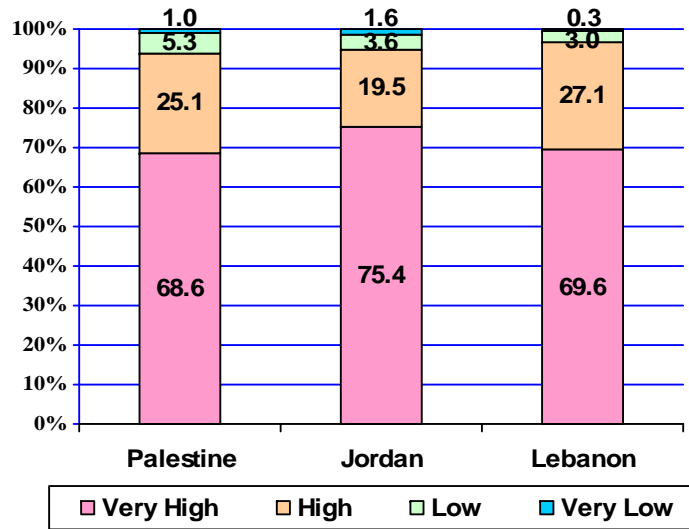
Country	Gender	Q4_7 I feel optimistic and hopeful.				Total	P_value
		Always	Sometimes	Rarely	Very Rarely		
Palestine	Male	40.8	40.0	13.8	5.3	100.0	
	Female	42.2	41.1	10.5	6.2	100.0	
	<b>Total</b>	<b>41.6</b>	<b>40.6</b>	<b>12.0</b>	<b>5.8</b>	<b>100.0</b>	
Jordan	Male	50.2	36.1	8.2	5.5	100.0	
	Female	44.6	37.2	12.9	5.3	100.0	
	<b>Total</b>	<b>47.1</b>	<b>36.7</b>	<b>10.8</b>	<b>5.4</b>	<b>100.0</b>	
Lebanon	Male	49.0	39.1	8.1	3.9	100.0	
	Female	48.0	37.5	10.6	3.8	100.0	
	<b>Total</b>	<b>48.5</b>	<b>38.3</b>	<b>9.4</b>	<b>3.9</b>	<b>100.0</b>	

**Q5 How do you rate your feeling of safety and security?  
Q5\_1 At school**



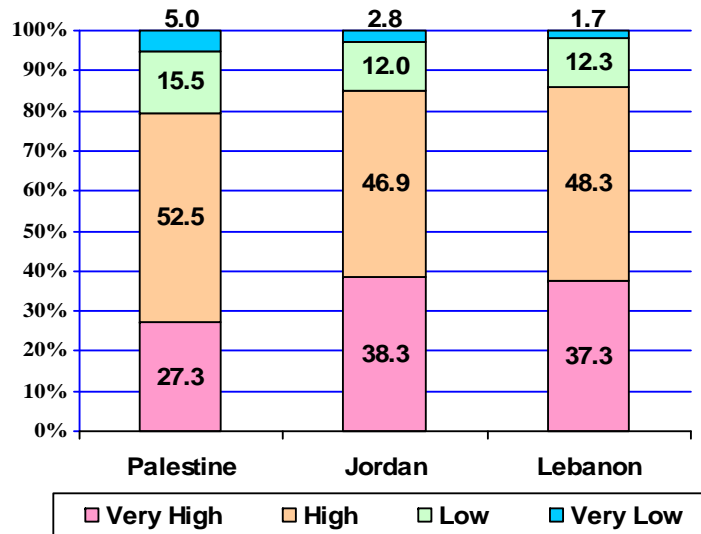
Country	Gender	Q5_1 At school				Total	P_value
		Very High	High	Low	Very Low		
Palestine	Male	22.2	57.7	15.8	4.2	100.0	
	Female	24.2	58.4	13.3	4.1	100.0	
	<b>Total</b>	<b>23.3</b>	<b>58.1</b>	<b>14.4</b>	<b>4.1</b>	<b>100.0</b>	
Jordan	Male	39.8	45.7	10.7	3.8	100.0	
	Female	30.1	54.7	11.7	3.5	100.0	
	<b>Total</b>	<b>34.4</b>	<b>50.7</b>	<b>11.3</b>	<b>3.6</b>	<b>100.0</b>	
Lebanon	Male	39.2	50.8	8.2	1.8	100.0	
	Female	34.4	55.8	8.8	1.0	100.0	
	<b>Total</b>	<b>36.7</b>	<b>53.4</b>	<b>8.5</b>	<b>1.4</b>	<b>100.0</b>	

### Q5\_2 At home



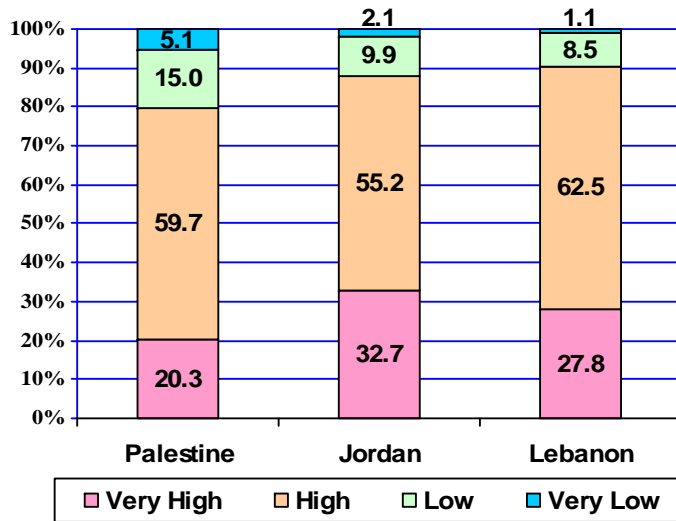
Country	Gender	Q5_2 At home				Total	P_value
		Very High	High	Low	Very Low		
Palestine	Male	68.4	26.5	3.7	1.4	100.0	0.033
	Female	68.7	24.1	6.5	0.7	100.0	
	<b>Total</b>	<b>68.6</b>	<b>25.1</b>	<b>5.3</b>	<b>1.0</b>	<b>100.0</b>	
Jordan	Male	76.8	18.2	4.2	0.8	100.0	0.133
	Female	74.2	20.5	3.2	2.1	100.0	
	<b>Total</b>	<b>75.4</b>	<b>19.5</b>	<b>3.6</b>	<b>1.6</b>	<b>100.0</b>	
Lebanon	Male	72.8	24.9	2.0	0.4	100.0	0.013
	Female	66.7	29.2	4.0	0.1	100.0	
	<b>Total</b>	<b>69.6</b>	<b>27.1</b>	<b>3.0</b>	<b>0.3</b>	<b>100.0</b>	

### Q5\_3 In your neighborhood



Country	Gender	Q5_3 In your neighborhood				Total	P_value
		Very High	High	Low	Very Low		
Palestine	Male	31.4	49.7	13.9	4.9	100.0	0.009
	Female	24.2	54.1	16.8	5.0	100.0	
	<b>Total</b>	<b>27.3</b>	<b>52.2</b>	<b>15.5</b>	<b>5.0</b>	<b>100.0</b>	
Jordan	Male	49.2	39.5	9.2	2.2	100.0	< 0.001
	Female	29.6	52.9	14.2	3.3	100.0	
	<b>Total</b>	<b>38.3</b>	<b>46.9</b>	<b>12.0</b>	<b>2.8</b>	<b>100.0</b>	
Lebanon	Male	42.2	45.3	10.6	1.8	100.0	0.005
	Female	33.6	51.0	13.8	1.7	100.0	
	<b>Total</b>	<b>37.7</b>	<b>48.3</b>	<b>12.3</b>	<b>1.7</b>	<b>100.0</b>	

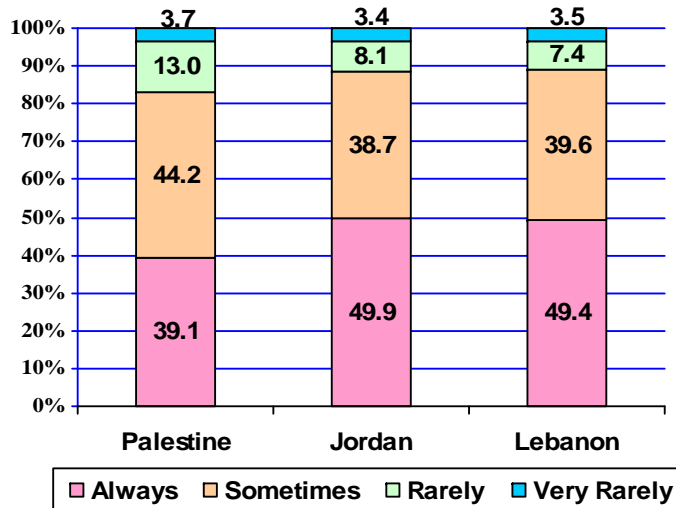
### Q5\_4 In general



Country	Gender	Q5_4 In general				Total	P_value
		Very High	High	Low	Very Low		
Palestine	Male	23.5	56.1	14.4	6.0	100.0	0.007
	Female	17.8	62.4	15.4	4.4	100.0	
	<b>Total</b>	<b>20.3</b>	<b>59.7</b>	<b>15.0</b>	<b>5.1</b>	<b>100.0</b>	
Jordan	Male	37.5	51.3	9.4	1.8	100.0	0.010
	Female	28.9	58.3	10.4	2.4	100.0	
	<b>Total</b>	<b>32.7</b>	<b>55.2</b>	<b>9.9</b>	<b>2.1</b>	<b>100.0</b>	
Lebanon	Male	29.1	59.6	9.5	1.8	100.0	0.023
	Female	26.7	65.1	7.7	0.5	100.0	
	<b>Total</b>	<b>27.8</b>	<b>62.5</b>	<b>8.5</b>	<b>1.1</b>	<b>100.0</b>	

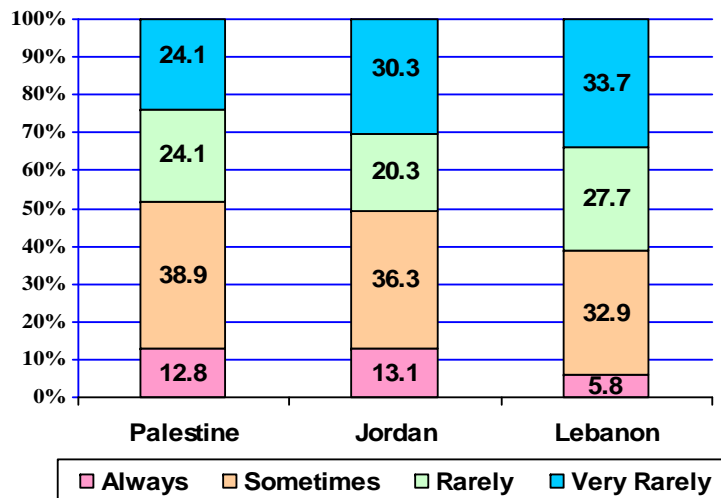
### Q6 How do you feel towards your body?

#### Q6\_1 I feel proud.



Country	Gender	Q6_1 I feel proud.				Total	P_value
		Always	Sometimes	Rarely	Very Rarely		
Palestine	Male	39.0	45.5	13.4	2.1	100.0	0.015
	Female	39.1	43.2	12.7	5.0	100.0	
	<b>Total</b>	<b>39.1</b>	<b>44.2</b>	<b>13.0</b>	<b>3.7</b>	<b>100.0</b>	
Jordan	Male	48.8	39.3	8.2	3.7	100.0	0.899
	Female	50.7	38.2	8.0	3.2	100.0	
	<b>Total</b>	<b>49.9</b>	<b>38.7</b>	<b>8.1</b>	<b>3.4</b>	<b>100.0</b>	
Lebanon	Male	48.7	39.4	8.1	3.8	100.0	0.740
	Female	50.1	39.8	6.8	3.3	100.0	
	<b>Total</b>	<b>49.4</b>	<b>39.6</b>	<b>7.4</b>	<b>3.5</b>	<b>100.0</b>	

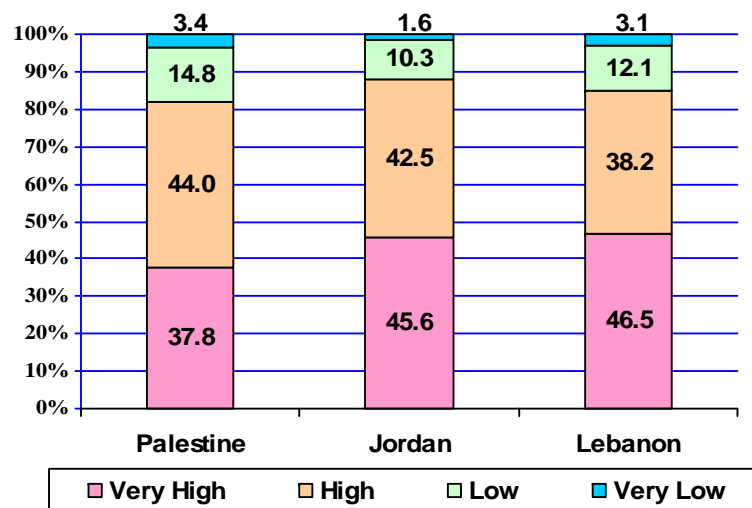
**Q6\_2 I feel ashamed.**



Country	Gender	Q6_2 I feel ashamed.				Total	P_value
		Always	Sometimes	Rarely	Very Rarely		
Palestine	Male	10.5	43.3	25.0	21.2	100.0	0.001
	Female	14.6	35.6	23.4	26.4	100.0	
	<b>Total</b>	<b>12.8</b>	<b>38.9</b>	<b>24.1</b>	<b>24.1</b>	<b>100.0</b>	
Jordan	Male	9.5	33.9	22.1	34.4	100.0	< 0.001
	Female	16.0	38.2	18.9	27.0	100.0	
	<b>Total</b>	<b>13.1</b>	<b>36.3</b>	<b>20.3</b>	<b>30.3</b>	<b>100.0</b>	
Lebanon	Male	6.4	32.2	27.3	34.0	100.0	0.728
	Female	5.2	33.5	28.0	33.3	100.0	
	<b>Total</b>	<b>5.8</b>	<b>32.9</b>	<b>27.7</b>	<b>33.7</b>	<b>100.0</b>	

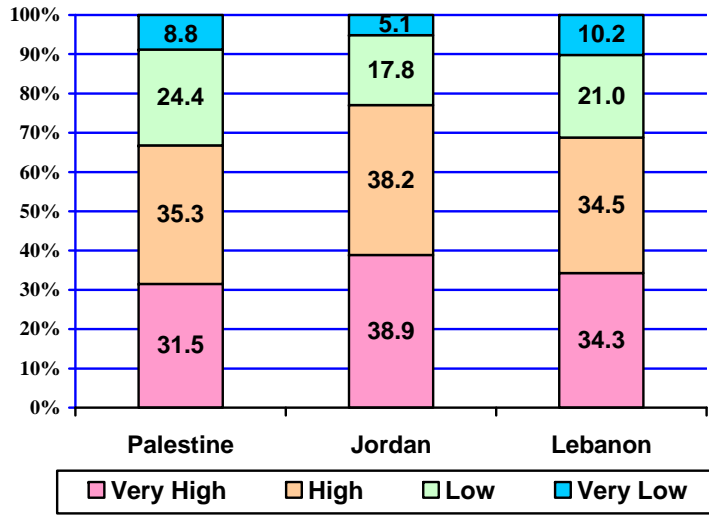
**Q7 How do you rate your comfort in using each of the following means of communication?**

**Q7\_1 Talking**



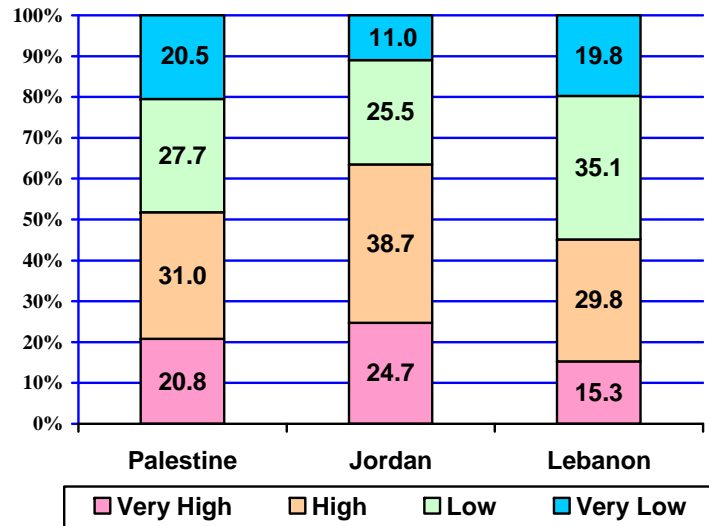
Country	Gender	Q7_1 Talking				Total	P_value
		Very High	High	Low	Very Low		
Palestine	Male	38.1	47.1	12.5	2.3	100.0	0.010
	Female	37.6	41.8	16.5	4.2	100.0	
	<b>Total</b>	<b>37.8</b>	<b>44.1</b>	<b>14.7</b>	<b>3.4</b>	<b>100.0</b>	
Jordan	Male	47.2	45.2	6.0	1.5	100.0	< 0.001
	Female	44.2	40.4	13.7	1.7	100.0	
	<b>Total</b>	<b>45.6</b>	<b>42.5</b>	<b>10.3</b>	<b>1.6</b>	<b>100.0</b>	
Lebanon	Male	47.8	36.1	12.6	3.5	100.0	0.423
	Female	45.3	40.1	11.7	2.8	100.0	
	<b>Total</b>	<b>46.5</b>	<b>38.2</b>	<b>12.1</b>	<b>3.1</b>	<b>100.0</b>	

### Q7\_2 Writing



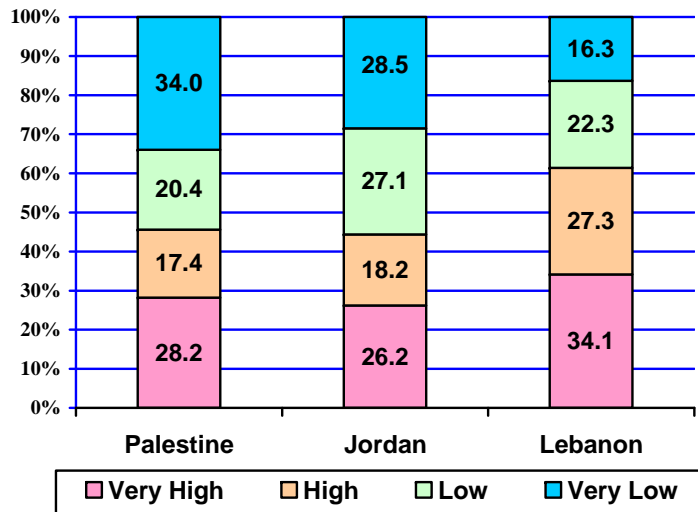
Country	Gender	Q7_2 Writing				Total	P_value
		Very High	High	Low	Very Low		
Palestine	Male	23.7	42.2	23.5	10.6	100.0	< 0.001
	Female	37.5	30.1	25.1	7.3	100.0	
	<b>Total</b>	<b>31.5</b>	<b>35.3</b>	<b>24.4</b>	<b>8.7</b>	<b>100.0</b>	
Jordan	Male	36.0	41.5	17.2	5.4	100.0	0.123
	Female	41.3	35.6	18.2	4.9	100.0	
	<b>Total</b>	<b>38.9</b>	<b>38.2</b>	<b>17.8</b>	<b>5.1</b>	<b>100.0</b>	
Lebanon	Male	29.7	34.0	24.1	12.3	100.0	< 0.001
	Female	38.5	34.9	18.3	8.3	100.0	
	<b>Total</b>	<b>34.3</b>	<b>34.5</b>	<b>21.0</b>	<b>10.2</b>	<b>100.0</b>	

### Q7\_3 Body language



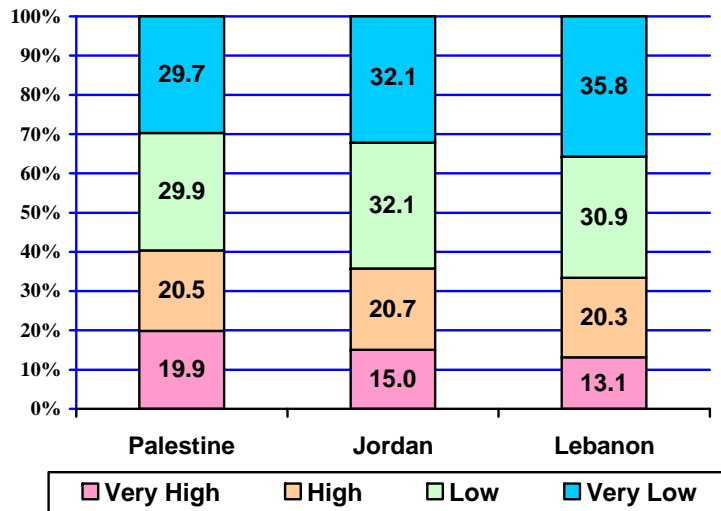
Country	Gender	Q7_3 Body language				Total	P_value
		Very High	High	Low	Very Low		
Palestine	Male	25.1	35.1	24.9	14.9	100.0	< 0.001
	Female	17.4	27.8	29.9	24.8	100.0	
	<b>Total</b>	<b>20.8</b>	<b>31.0</b>	<b>27.7</b>	<b>20.5</b>	<b>100.0</b>	
Jordan	Male	30.9	39.5	21.4	8.2	100.0	< 0.001
	Female	19.8	38.1	28.8	13.3	100.0	
	<b>Total</b>	<b>24.7</b>	<b>38.7</b>	<b>25.5</b>	<b>11.0</b>	<b>100.0</b>	
Lebanon	Male	14.0	28.8	34.5	22.8	100.0	0.038
	Female	16.5	30.8	35.6	17.1	100.0	
	<b>Total</b>	<b>15.3</b>	<b>29.8</b>	<b>35.1</b>	<b>19.8</b>	<b>100.0</b>	

### Q7\_4 Music



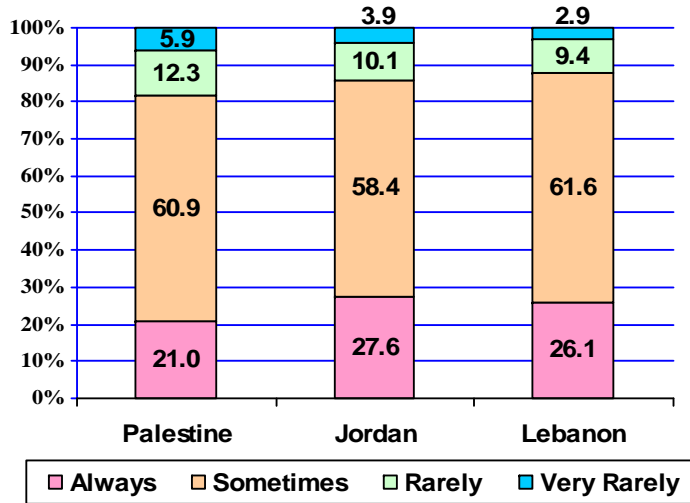
Country	Gender	Q7_4 Music				Total	P_value
		Very High	High	Low	Very Low		
Palestine	Male	20.4	15.5	23.2	40.9	100.0	< 0.001
	Female	34.1	18.9	18.1	28.9	100.0	
	<b>Total</b>	<b>28.2</b>	<b>17.4</b>	<b>20.3</b>	<b>34.0</b>	<b>100.0</b>	
Jordan	Male	22.4	16.6	29.4	31.6	100.0	0.004
	Female	29.2	19.5	25.2	26.0	100.0	
	<b>Total</b>	<b>26.2</b>	<b>18.2</b>	<b>27.1</b>	<b>28.5</b>	<b>100.0</b>	
Lebanon	Male	29.4	24.7	24.0	21.9	100.0	< 0.001
	Female	38.4	29.7	20.7	11.1	100.0	
	<b>Total</b>	<b>34.1</b>	<b>27.3</b>	<b>22.3</b>	<b>16.3</b>	<b>100.0</b>	

### Q7\_5 Drawing



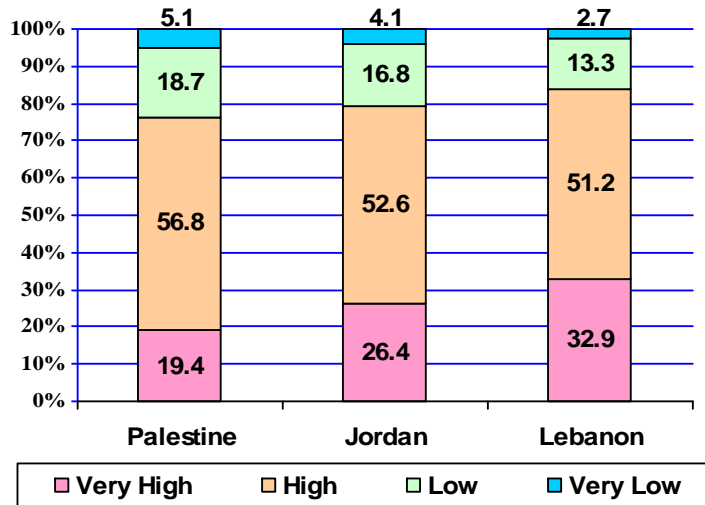
Country	Gender	Q7_5 Drawing				Total	P_value
		Very High	High	Low	Very Low		
Palestine	Male	20.0	21.4	32.1	26.6	100.0	0.079
	Female	19.9	19.8	28.2	32.1	100.0	
	<b>Total</b>	<b>19.9</b>	<b>20.5</b>	<b>29.9</b>	<b>29.7</b>	<b>100.0</b>	
Jordan	Male	16.9	23.1	30.8	29.3	100.0	0.031
	Female	13.6	18.8	33.2	34.4	100.0	
	<b>Total</b>	<b>15.0</b>	<b>20.7</b>	<b>32.1</b>	<b>32.1</b>	<b>100.0</b>	
Lebanon	Male	10.5	18.4	32.1	39.0	100.0	0.004
	Female	15.4	22.0	29.8	32.9	100.0	
	<b>Total</b>	<b>13.1</b>	<b>20.3</b>	<b>30.9</b>	<b>35.8</b>	<b>100.0</b>	

**Q8 When I'm at school, I feel:  
Q8\_1 Happy**



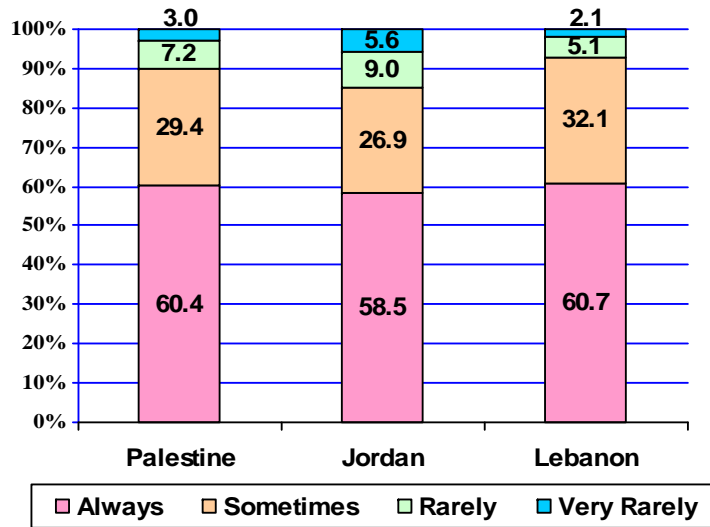
Country	Gender	Q8_1 Happy				Total	P_value
		Always	Sometimes	Rarely	Very Rarely		
Palestine	Male	19.7	60.7	11.0	8.6	100.0	< 0.001
	Female	21.9	60.9	13.3	3.8	100.0	
	<b>Total</b>	<b>21.0</b>	<b>60.8</b>	<b>12.3</b>	<b>5.9</b>	<b>100.0</b>	
Jordan	Male	31.4	54.7	9.7	4.2	100.0	0.002
	Female	24.6	61.4	10.4	3.7	100.0	
	<b>Total</b>	<b>27.6</b>	<b>58.4</b>	<b>10.1</b>	<b>3.9</b>	<b>100.0</b>	
Lebanon	Male	27.3	60.8	9.2	2.6	100.0	0.003
	Female	24.9	62.3	9.6	3.2	100.0	
	<b>Total</b>	<b>26.1</b>	<b>61.6</b>	<b>9.4</b>	<b>2.9</b>	<b>100.0</b>	

**Q8\_2 Comfortable**



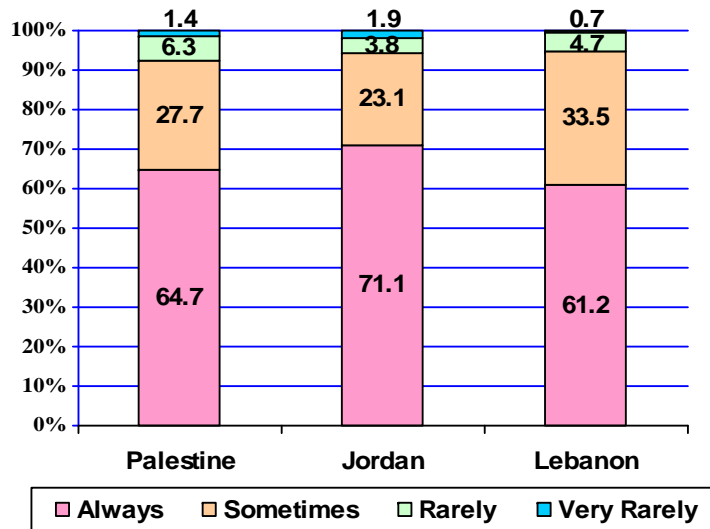
Country	Gender	Q8_2 Comfortable				Total	P_value
		Always	Sometimes	Rarely	Very Rarely		
Palestine	Male	19.3	55.4	18.8	6.5	100.0	< 0.001
	Female	19.6	57.8	18.6	4.0	100.0	
	<b>Total</b>	<b>19.4</b>	<b>56.8</b>	<b>18.7</b>	<b>5.1</b>	<b>100.0</b>	
Jordan	Male	29.3	49.5	15.4	5.9	100.0	0.036
	Female	24.2	55.1	17.9	2.8	100.0	
	<b>Total</b>	<b>26.4</b>	<b>52.6</b>	<b>16.8</b>	<b>4.1</b>	<b>100.0</b>	
Lebanon	Male	32.5	52.0	12.6	2.9	100.0	0.701
	Female	33.2	50.4	13.9	2.4	100.0	
	<b>Total</b>	<b>32.9</b>	<b>51.2</b>	<b>13.3</b>	<b>2.7</b>	<b>100.0</b>	

### Q8\_3 Respected



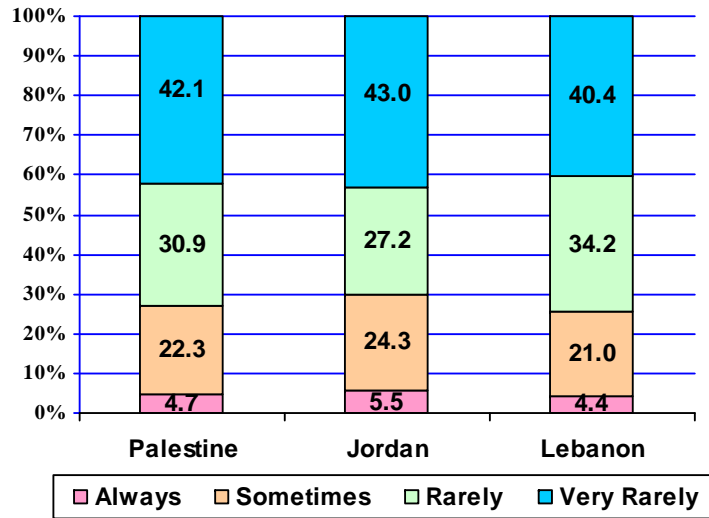
Country	Gender	Q8_3 Respected				Total	P_value
		Always	Sometimes	Rarely	Very Rarely		
Palestine	Male	58.1	29.9	8.7	3.3	100.0	0.117
	Female	62.1	29.1	5.9	2.8	100.0	
	<b>Total</b>	<b>60.4</b>	<b>29.5</b>	<b>7.1</b>	<b>3.0</b>	<b>100.0</b>	
Jordan	Male	58.7	28.3	7.7	5.4	100.0	0.003
	Female	58.4	25.8	10.0	5.8	100.0	
	<b>Total</b>	<b>58.5</b>	<b>26.9</b>	<b>9.0</b>	<b>5.6</b>	<b>100.0</b>	
Lebanon	Male	59.1	33.3	5.3	2.2	100.0	0.772
	Female	62.1	31.0	4.9	2.0	100.0	
	<b>Total</b>	<b>60.7</b>	<b>32.1</b>	<b>5.1</b>	<b>2.1</b>	<b>100.0</b>	

### Q8\_4 Self confident



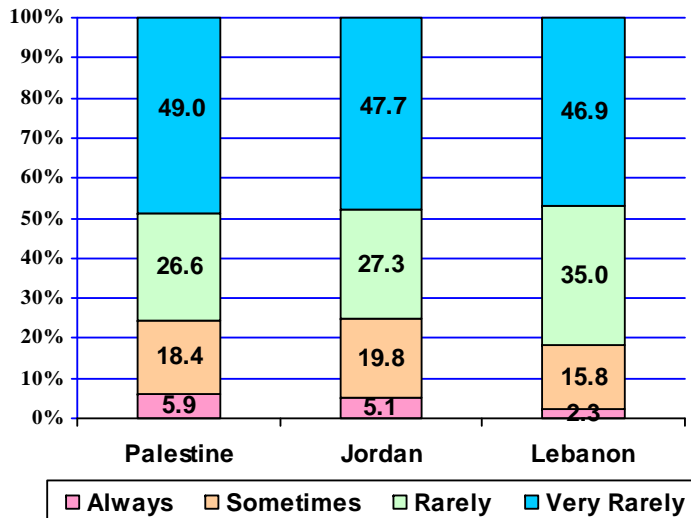
Country	Gender	Q8_4 Self confident				Total	P_value
		Always	Sometimes	Rarely	Very Rarely		
Palestine	Male	65.0	27.2	6.7	1.1	100.0	
	Female	64.4	28.1	6.0	1.6	100.0	
	<b>Total</b>	<b>64.7</b>	<b>27.7</b>	<b>6.3</b>	<b>1.4</b>	<b>100.0</b>	
Jordan	Male	70.1	22.7	3.8	3.3	100.0	
	Female	72.0	23.4	3.9	0.8	100.0	
	<b>Total</b>	<b>71.1</b>	<b>23.1</b>	<b>3.8</b>	<b>1.9</b>	<b>100.0</b>	
Lebanon	Male	61.5	34.0	4.2	0.3	100.0	
	Female	60.9	33.0	5.1	1.0	100.0	
	<b>Total</b>	<b>61.2</b>	<b>33.5</b>	<b>4.7</b>	<b>0.7</b>	<b>100.0</b>	

### Q8\_5 Alienated (like a stranger)



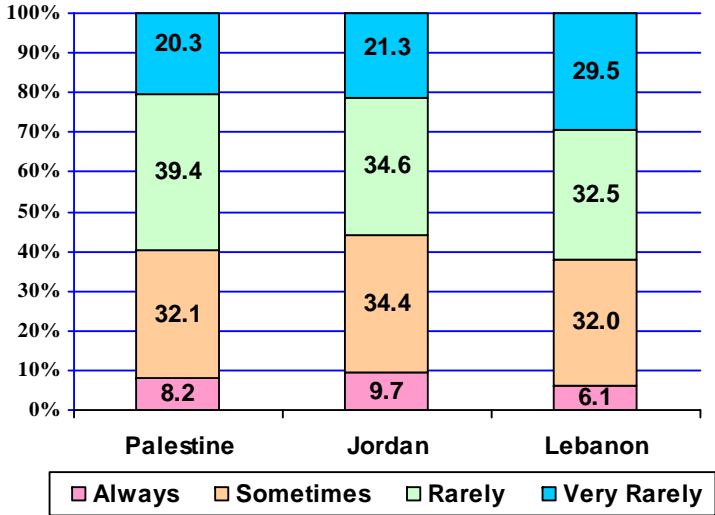
Country	Gender	Q8_5 Alienated (like a stranger)				Total	P_value
		Always	Sometimes	Rarely	Very Rarely		
Palestine	Male	5.4	25.8	32.2	36.5	100.0	< 0.001
	Female	4.2	19.5	29.9	46.5	100.0	
	<b>Total</b>	<b>4.7</b>	<b>22.2</b>	<b>30.9</b>	<b>42.2</b>	<b>100.0</b>	
Jordan	Male	7.0	22.7	24.4	45.8	100.0	0.013
	Female	4.2	25.5	29.5	40.8	100.0	
	<b>Total</b>	<b>5.5</b>	<b>24.3</b>	<b>27.2</b>	<b>43.0</b>	<b>100.0</b>	
Lebanon	Male	6.4	20.2	33.5	39.9	100.0	0.004
	Female	2.6	21.8	34.8	40.8	100.0	
	<b>Total</b>	<b>4.4</b>	<b>21.0</b>	<b>34.2</b>	<b>40.4</b>	<b>100.0</b>	

### Q8\_6 Isolated



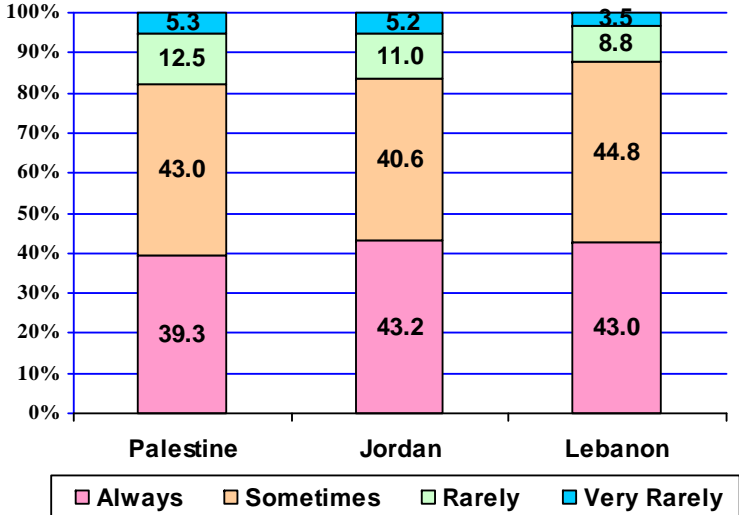
Country	Gender	Q8_6 Isolated				Total	P_value
		Always	Sometimes	Rarely	Very Rarely		
Palestine	Male	6.8	22.3	31.0	39.9	100.0	< 0.001
	Female	5.2	15.4	23.4	56.0	100.0	
	<b>Total</b>	<b>5.9</b>	<b>18.4</b>	<b>26.7</b>	<b>49.0</b>	<b>100.0</b>	
Jordan	Male	6.2	19.9	26.9	47.0	100.0	0.451
	Female	4.2	19.8	27.6	48.3	100.0	
	<b>Total</b>	<b>5.1</b>	<b>19.8</b>	<b>27.3</b>	<b>47.7</b>	<b>100.0</b>	
Lebanon	Male	2.9	15.2	36.3	45.5	100.0	0.323
	Female	1.8	16.2	33.9	48.1	100.0	
	<b>Total</b>	<b>2.3</b>	<b>15.8</b>	<b>35.0</b>	<b>46.9</b>	<b>100.0</b>	

**Q8\_7 Frustrated**



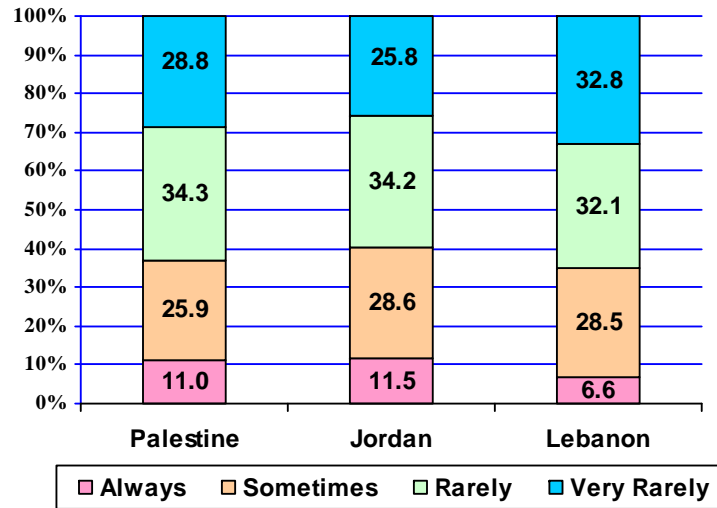
Country	Gender	Q8_7 Frustrated				Total	P_value
		Always	Sometimes	Rarely	Very Rarely		
Palestine	Male	8.5	29.7	38.7	23.1	100.0	0.051
	Female	8.0	34.0	40.0	18.0	100.0	
	<b>Total</b>	<b>8.2</b>	<b>32.1</b>	<b>39.5</b>	<b>20.2</b>	<b>100.0</b>	
Jordan	Male	9.9	31.6	32.9	25.6	100.0	0.005
	Female	9.6	36.7	35.9	17.8	100.0	
	<b>Total</b>	<b>9.7</b>	<b>34.4</b>	<b>34.6</b>	<b>21.3</b>	<b>100.0</b>	
Lebanon	Male	6.2	29.2	35.8	28.8	100.0	0.042
	Female	6.0	34.5	29.4	30.1	100.0	
	<b>Total</b>	<b>6.1</b>	<b>32.0</b>	<b>32.5</b>	<b>29.5</b>	<b>100.0</b>	

**Q8\_8 Optimistic**



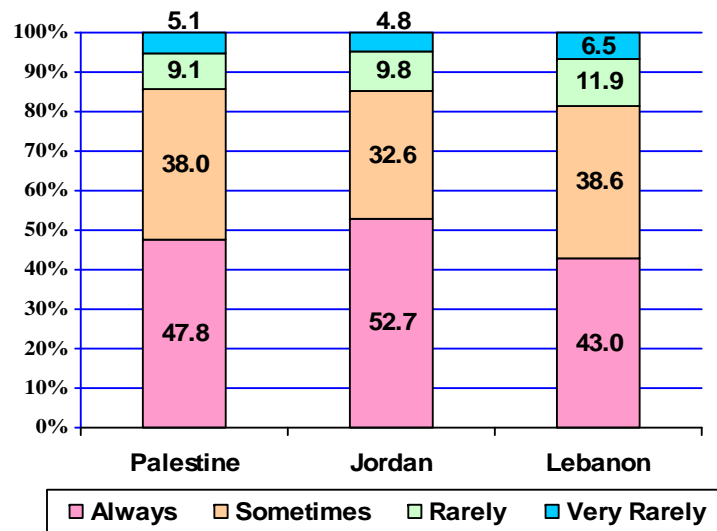
Country	Gender	Q8_8 Optimistic				Total	P_value
		Always	Sometimes	Rarely	Very Rarely		
Palestine	Male	40.0	39.9	12.8	7.3	100.0	0.004
	Female	38.7	45.4	12.2	3.8	100.0	
	<b>Total</b>	<b>39.3</b>	<b>43.0</b>	<b>12.5</b>	<b>5.3</b>	<b>100.0</b>	
Jordan	Male	43.6	38.8	12.0	5.5	100.0	0.535
	Female	42.8	42.1	10.2	4.9	100.0	
	<b>Total</b>	<b>43.2</b>	<b>40.6</b>	<b>11.0</b>	<b>5.2</b>	<b>100.0</b>	
Lebanon	Male	40.3	48.4	8.3	3.1	100.0	0.057
	Female	45.4	41.4	9.2	4.0	100.0	
	<b>Total</b>	<b>43.0</b>	<b>44.8</b>	<b>8.8</b>	<b>3.5</b>	<b>100.0</b>	

### Q8\_9 Repressed



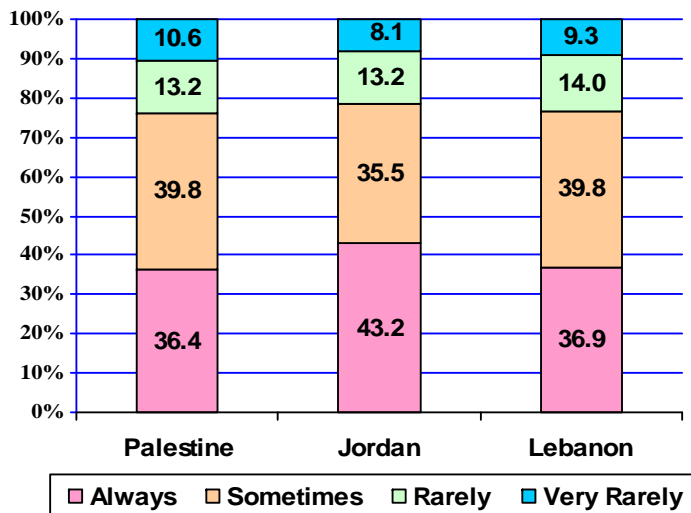
Country	Gender	Q8_9 Repressed				Total	P_value
		Always	Sometimes	Rarely	Very Rarely		
Palestine	Male	10.0	27.0	36.9	26.1	100.0	0.053
	Female	11.8	25.0	32.3	30.9	100.0	
	<b>Total</b>	<b>11.0</b>	<b>25.9</b>	<b>34.3</b>	<b>28.8</b>	<b>100.0</b>	
Jordan	Male	10.7	28.8	33.4	27.1	100.0	0.686
	Female	12.1	28.4	34.8	24.7	100.0	
	<b>Total</b>	<b>11.5</b>	<b>28.6</b>	<b>34.2</b>	<b>25.8</b>	<b>100.0</b>	
Lebanon	Male	5.3	26.9	35.2	32.6	100.0	0.034
	Female	7.8	29.9	29.3	33.0	100.0	
	<b>Total</b>	<b>6.6</b>	<b>28.5</b>	<b>32.1</b>	<b>32.8</b>	<b>100.0</b>	

### Q8\_10 A sense of belonging



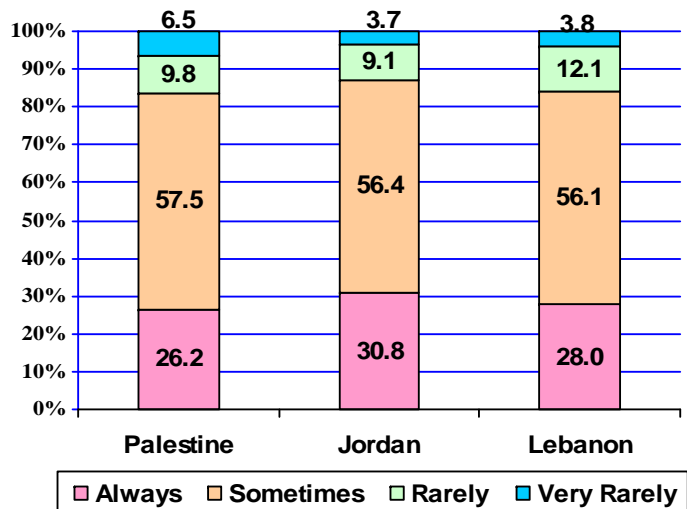
Country	Gender	Q8_10 A sense of belonging				Total	P_value
		Always	Sometimes	Rarely	Very Rarely		
Palestine	Male	44.8	39.6	9.8	5.7	100.0	0.174
	Female	50.1	36.6	8.6	4.7	100.0	
	<b>Total</b>	<b>47.8</b>	<b>37.9</b>	<b>9.1</b>	<b>5.1</b>	<b>100.0</b>	
Jordan	Male	50.8	32.4	10.9	5.9	100.0	0.232
	Female	54.2	32.8	9.0	4.0	100.0	
	<b>Total</b>	<b>52.7</b>	<b>32.6</b>	<b>9.8</b>	<b>4.8</b>	<b>100.0</b>	
Lebanon	Male	40.6	38.0	14.7	6.7	100.0	0.011
	Female	45.3	39.1	9.3	6.3	100.0	
	<b>Total</b>	<b>43.0</b>	<b>38.6</b>	<b>11.9</b>	<b>6.5</b>	<b>100.0</b>	

### Q8\_11 A sense of freedom



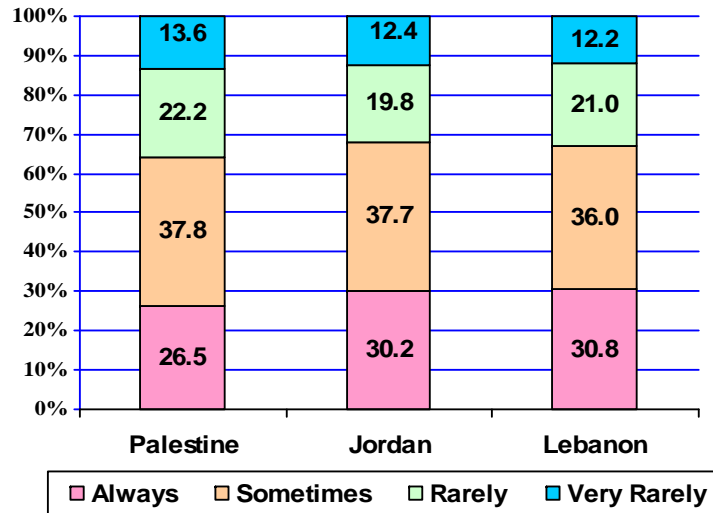
Country	Gender	Q8_10 A sense of freedom				Total	P_value
		Always	Sometimes	Rarely	Very Rarely		
Palestine	Male	41.4	37.7	11.3	9.7	100.0	0.002
	Female	32.6	41.4	14.6	11.4	100.0	
	<b>Total</b>	<b>36.4</b>	<b>39.8</b>	<b>13.2</b>	<b>10.6</b>	<b>100.0</b>	
Jordan	Male	49.8	32.1	9.9	8.2	100.0	< 0.001
	Female	37.8	38.2	15.9	8.0	100.0	
	<b>Total</b>	<b>43.2</b>	<b>35.5</b>	<b>13.2</b>	<b>8.1</b>	<b>100.0</b>	
Lebanon	Male	37.9	41.1	12.0	8.9	100.0	0.152
	Female	35.9	38.6	15.9	9.6	100.0	
	<b>Total</b>	<b>36.9</b>	<b>39.8</b>	<b>14.0</b>	<b>9.3</b>	<b>100.0</b>	

### Q9 When I'm in the classroom, I feel: Q9\_1 Happy



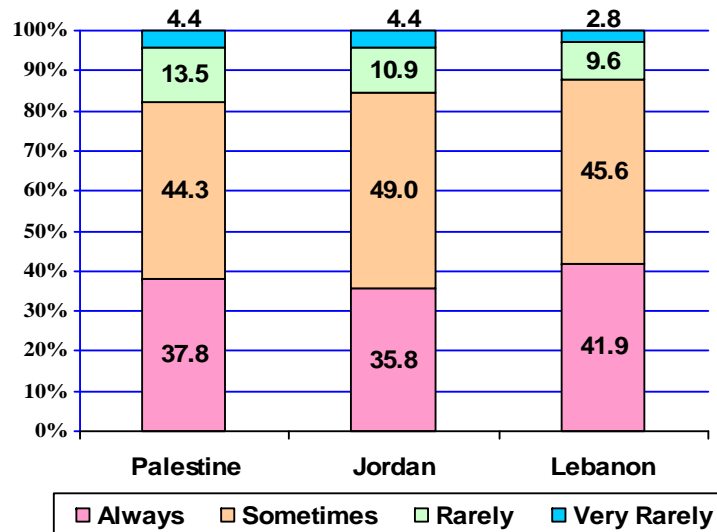
Country	Gender	Q9_1 Happy				Total	P_value
		Always	Sometimes	Rarely	Very Rarely		
Palestine	Male	25.6	56.1	8.6	9.8	100.0	< 0.001
	Female	26.7	58.6	10.7	4.0	100.0	
	<b>Total</b>	<b>26.2</b>	<b>57.5</b>	<b>9.8</b>	<b>6.5</b>	<b>100.0</b>	
Jordan	Male	33.1	54.7	8.2	4.0	100.0	0.296
	Female	29.0	57.8	9.8	3.5	100.0	
	<b>Total</b>	<b>30.8</b>	<b>56.4</b>	<b>9.1</b>	<b>3.7</b>	<b>100.0</b>	
Lebanon	Male	27.2	54.8	13.4	4.6	100.0	0.167
	Female	28.7	57.3	10.9	3.1	100.0	
	<b>Total</b>	<b>28.0</b>	<b>56.1</b>	<b>12.1</b>	<b>3.8</b>	<b>100.0</b>	

### Q9\_2 Physically comfortable (in my seat)



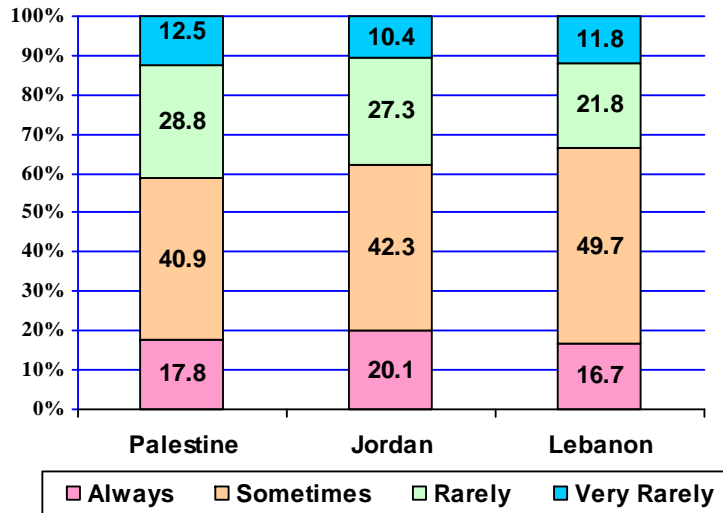
Country	Gender	Q9_2 Physically comfortable (in my seat)				Total	P_value
		Always	Sometimes	Rarely	Very Rarely		
Palestine	Male	24.9	39.4	19.4	16.3	100.0	0.003
	Female	27.8	36.5	24.2	11.4	100.0	
	<b>Total</b>	<b>26.5</b>	<b>37.8</b>	<b>22.2</b>	<b>13.6</b>	<b>100.0</b>	
Jordan	Male	33.1	37.1	16.7	13.0	100.0	0.036
	Female	27.9	38.1	22.2	11.8	100.0	
	<b>Total</b>	<b>30.2</b>	<b>37.7</b>	<b>19.8</b>	<b>12.4</b>	<b>100.0</b>	
Lebanon	Male	31.4	33.3	21.6	13.7	100.0	0.144
	Female	30.3	38.4	20.5	10.9	100.0	
	<b>Total</b>	<b>30.8</b>	<b>36.0</b>	<b>21.0</b>	<b>12.2</b>	<b>100.0</b>	

### Q9\_3 Respected



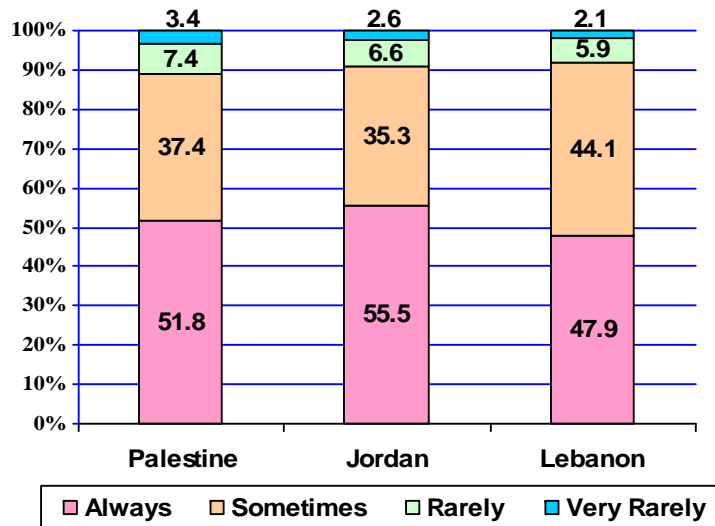
Country	Gender	Q9_3 Respected				Total	P_value
		Always	Sometimes	Rarely	Very Rarely		
Palestine	Male	35.2	46.0	14.4	4.4	100.0	0.265
	Female	39.7	43.0	12.7	4.6	100.0	
	<b>Total</b>	<b>37.8</b>	<b>44.3</b>	<b>13.5</b>	<b>4.5</b>	<b>100.0</b>	
Jordan	Male	37.5	47.2	10.4	5.0	100.0	0.414
	Female	34.4	50.4	11.3	3.9	100.0	
	<b>Total</b>	<b>35.8</b>	<b>49.0</b>	<b>10.9</b>	<b>4.4</b>	<b>100.0</b>	
Lebanon	Male	38.3	48.7	10.0	2.9	100.0	0.062
	Female	45.2	42.8	9.3	2.7	100.0	
	<b>Total</b>	<b>41.9</b>	<b>45.6</b>	<b>9.6</b>	<b>2.8</b>	<b>100.0</b>	

### Q9\_4 Bored and frustrated



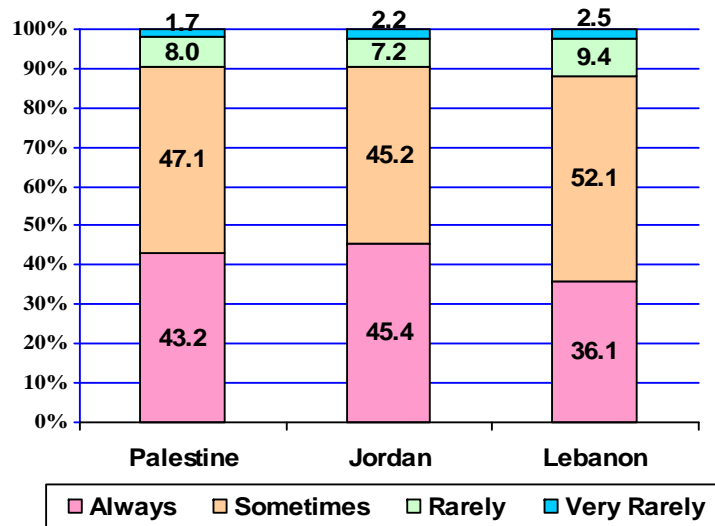
Country	Gender	Q9_4 Bored and frustrated				Total	P_value
		Always	Sometimes	Rarely	Very Rarely		
Palestine	Male	19.1	36.5	31.7	12.7	100.0	0.012
	Female	16.8	44.2	26.7	12.3	100.0	
	<b>Total</b>	<b>17.8</b>	<b>40.9</b>	<b>28.9</b>	<b>12.5</b>	<b>100.0</b>	
Jordan	Male	20.2	37.6	29.6	12.5	100.0	0.006
	Female	19.9	45.9	25.5	8.6	100.0	
	<b>Total</b>	<b>20.1</b>	<b>42.3</b>	<b>27.3</b>	<b>10.4</b>	<b>100.0</b>	
Lebanon	Male	17.3	52.0	19.9	10.7	100.0	0.158
	Female	16.1	47.6	23.4	12.8	100.0	
	<b>Total</b>	<b>16.7</b>	<b>49.7</b>	<b>21.8</b>	<b>11.8</b>	<b>100.0</b>	

### Q9\_5 The desire to learn



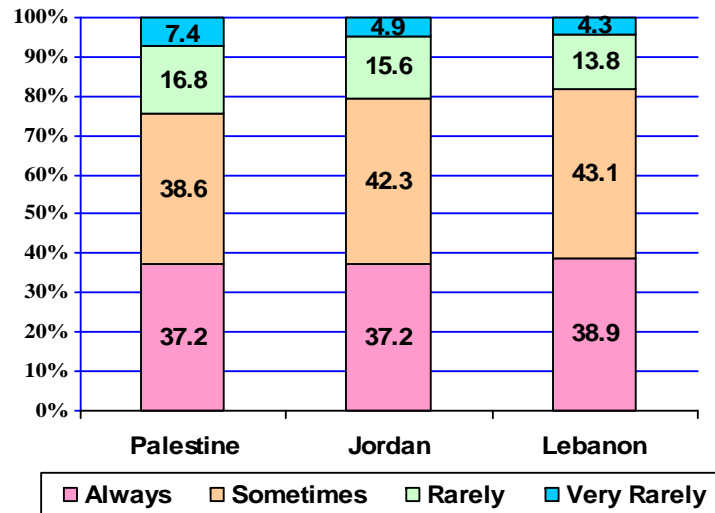
Country	Gender	Q9_5 The desire to learn				Total	P_value
		Always	Sometimes	Rarely	Very Rarely		
Palestine	Male	49.5	37.2	8.7	4.6	100.0	0.017
	Female	53.5	37.6	6.4	2.5	100.0	
	<b>Total</b>	<b>51.8</b>	<b>37.4</b>	<b>7.4</b>	<b>3.4</b>	<b>100.0</b>	
Jordan	Male	55.4	32.8	8.4	3.5	100.0	0.014
	Female	55.6	37.3	5.2	1.9	100.0	
	<b>Total</b>	<b>55.5</b>	<b>35.3</b>	<b>6.6</b>	<b>2.6</b>	<b>100.0</b>	
Lebanon	Male	45.0	47.1	5.3	2.5	100.0	0.070
	Female	50.4	41.3	6.5	1.8	100.0	
	<b>Total</b>	<b>47.9</b>	<b>44.1</b>	<b>5.9</b>	<b>2.1</b>	<b>100.0</b>	

### Q9\_6 Active and engaged



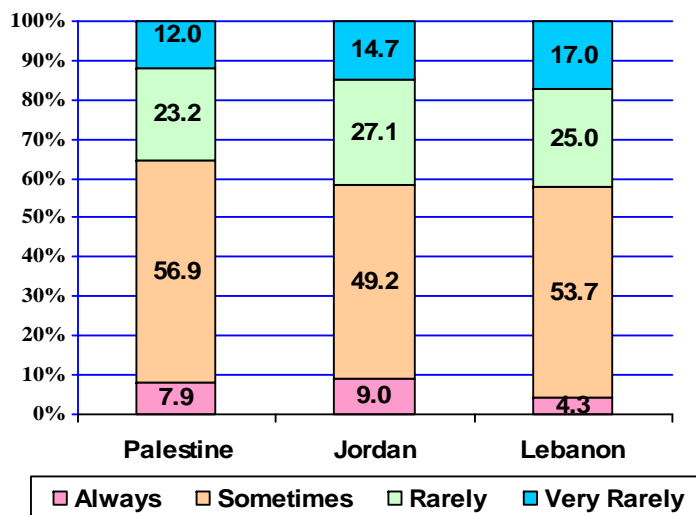
Country	Gender	Q9_6 Active and engaged				Total	P_value
		Always	Sometimes	Rarely	Very Rarely		
Palestine	Male	42.0	46.7	9.0	2.3	100.0	0.177
	Female	44.2	47.3	7.2	1.2	100.0	
	<b>Total</b>	<b>43.3</b>	<b>47.1</b>	<b>8.0</b>	<b>1.7</b>	<b>100.0</b>	
Jordan	Male	46.0	44.6	6.5	2.8	100.0	0.443
	Female	44.9	45.7	7.7	1.7	100.0	
	<b>Total</b>	<b>45.4</b>	<b>45.2</b>	<b>7.2</b>	<b>2.2</b>	<b>100.0</b>	
Lebanon	Male	32.8	55.0	9.3	2.9	100.0	0.057
	Female	39.1	49.4	9.5	2.0	100.0	
	<b>Total</b>	<b>36.1</b>	<b>52.1</b>	<b>9.4</b>	<b>2.5</b>	<b>100.0</b>	

### Q9\_7 Spontaneous & natural



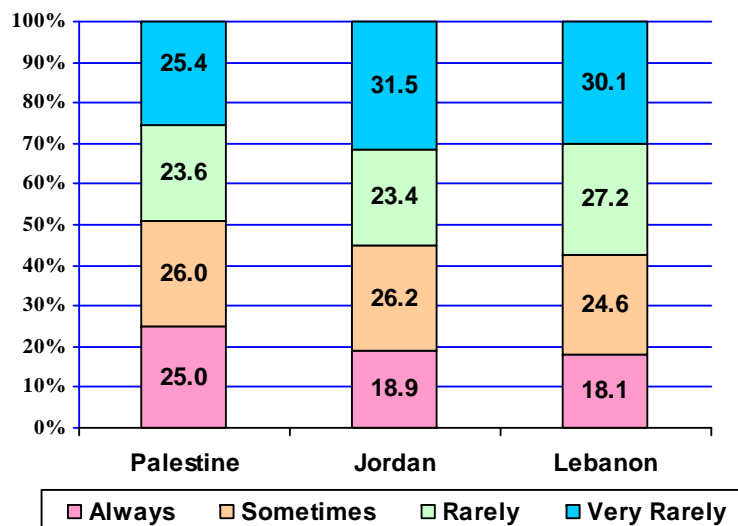
Country	Gender	Q9_7 Spontaneous & natural				Total	P_value
		Always	Sometimes	Rarely	Very Rarely		
Palestine	Male	29.9	43.8	18.2	8.0	100.0	< 0.001
	Female	42.8	34.5	15.7	7.0	100.0	
	<b>Total</b>	<b>37.2</b>	<b>38.6</b>	<b>16.8</b>	<b>7.4</b>	<b>100.0</b>	
Jordan	Male	32.3	43.8	18.2	5.7	100.0	0.004
	Female	41.0	41.2	13.5	4.2	100.0	
	<b>Total</b>	<b>37.2</b>	<b>42.3</b>	<b>15.6</b>	<b>4.9</b>	<b>100.0</b>	
Lebanon	Male	36.5	44.8	14.3	4.5	100.0	0.354
	Female	41.0	41.6	13.3	4.1	100.0	
	<b>Total</b>	<b>38.9</b>	<b>43.1</b>	<b>13.8</b>	<b>4.3</b>	<b>100.0</b>	

### Q9\_8 Distracted



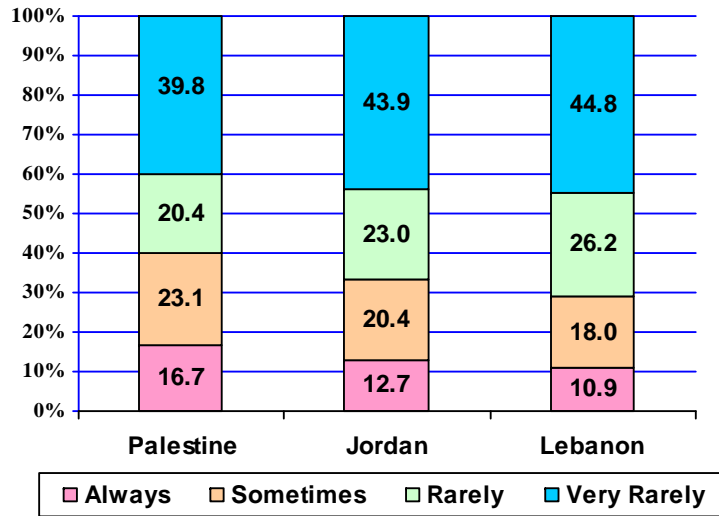
Country	Gender	Q9_8 Distracted				Total	P_value
		Always	Sometimes	Rarely	Very Rarely		
Palestine	Male	9.4	54.2	24.3	12.1	100.0	0.120
	Female	6.8	58.9	22.4	12.0	100.0	
	<b>Total</b>	<b>7.9</b>	<b>56.8</b>	<b>23.2</b>	<b>12.0</b>	<b>100.0</b>	
Jordan	Male	9.4	44.5	29.3	16.9	100.0	0.014
	Female	8.8	53.0	25.4	12.9	100.0	
	<b>Total</b>	<b>9.0</b>	<b>49.2</b>	<b>27.1</b>	<b>14.7</b>	<b>100.0</b>	
Lebanon	Male	4.9	54.5	24.6	16.1	100.0	0.536
	Female	3.7	53.1	25.3	17.9	100.0	
	<b>Total</b>	<b>4.3</b>	<b>53.7</b>	<b>25.0</b>	<b>17.0</b>	<b>100.0</b>	

### Q9\_9 Afraid of being humiliated by teachers



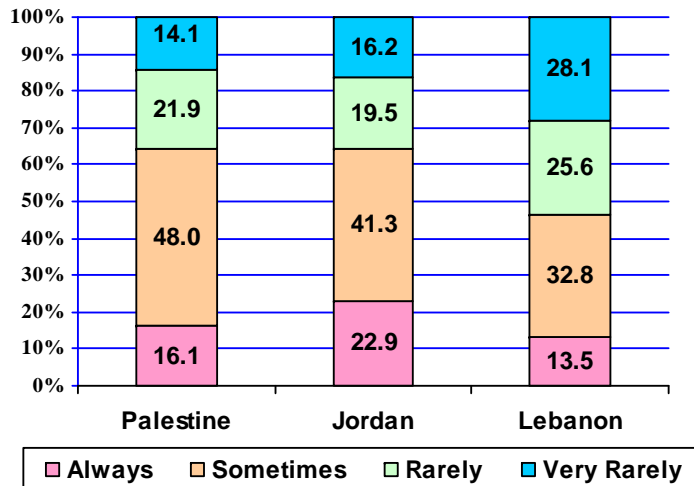
Country	Gender	Q9_9 Afraid of being humiliated by teachers				Total	P_value
		Always	Sometimes	Rarely	Very Rarely		
Palestine	Male	18.8	24.4	24.8	31.9	100.0	< 0.001
	Female	29.7	27.3	22.6	20.4	100.0	
	<b>Total</b>	<b>25.0</b>	<b>26.0</b>	<b>23.6</b>	<b>25.4</b>	<b>100.0</b>	
Jordan	Male	15.7	23.7	25.6	34.9	100.0	0.003
	Female	21.4	28.2	21.6	28.8	100.0	
	<b>Total</b>	<b>18.9</b>	<b>26.2</b>	<b>23.4</b>	<b>31.5</b>	<b>100.0</b>	
Lebanon	Male	18.0	23.9	25.7	32.4	100.0	0.283
	Female	18.2	25.3	28.5	28.0	100.0	
	<b>Total</b>	<b>18.1</b>	<b>24.6</b>	<b>27.2</b>	<b>30.1</b>	<b>100.0</b>	

### Q9\_10 Afraid of being mocked by peers



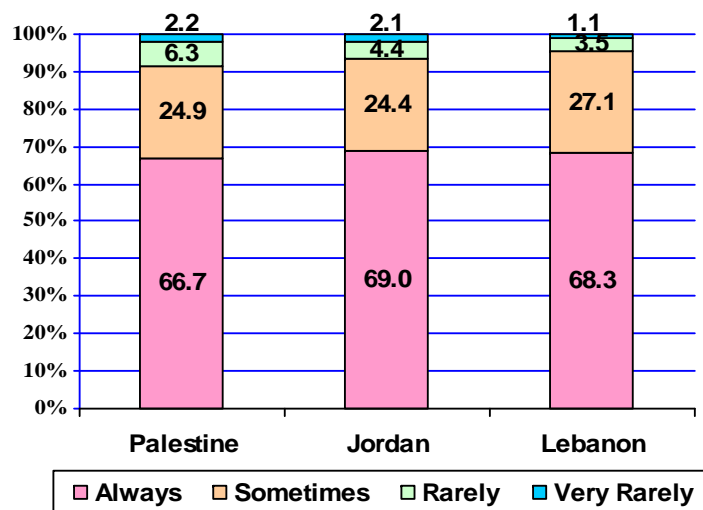
Country	Gender	Q9_10 Afraid of being mocked by peers				Total	P_value
		Always	Sometimes	Rarely	Very Rarely		
Palestine	Male	14.9	22.4	22.0	40.7	100.0	0.189
	Female	18.2	23.5	19.3	39.0	100.0	
	<b>Total</b>	<b>16.8</b>	<b>23.0</b>	<b>20.4</b>	<b>39.8</b>	<b>100.0</b>	
Jordan	Male	13.4	20.4	22.4	43.8	100.0	0.912
	Female	12.2	20.3	23.5	44.0	100.0	
	<b>Total</b>	<b>12.7</b>	<b>20.4</b>	<b>23.0</b>	<b>43.9</b>	<b>100.0</b>	
Lebanon	Male	11.0	19.8	26.5	42.6	100.0	0.259
	Female	10.9	16.4	26.0	46.8	100.0	
	<b>Total</b>	<b>10.9</b>	<b>18.0</b>	<b>26.2</b>	<b>44.8</b>	<b>100.0</b>	

### Q10 I view my classmates: Q10\_1 As competitors



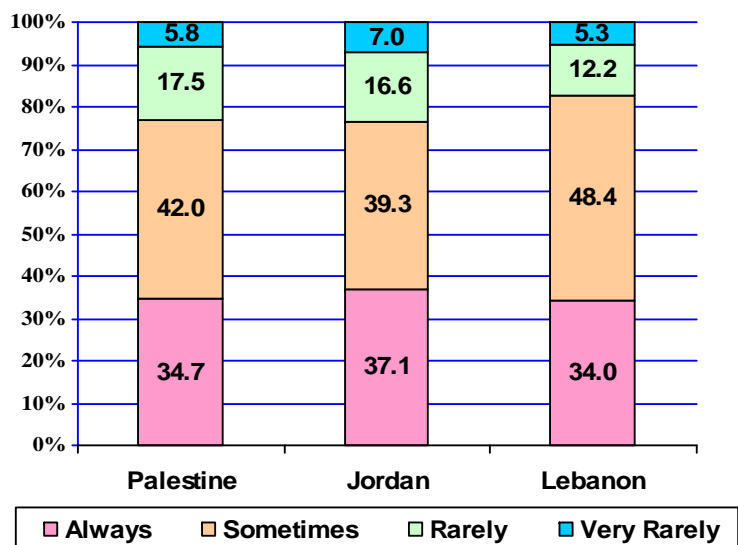
Country	Gender	Q10_1 As competitors				Total	P_value
		Always	Sometimes	Rarely	Very Rarely		
Palestine	Male	17.9	50.3	20.8	11.1	100.0	0.004
	Female	14.7	46.2	22.7	16.4	100.0	
	<b>Total</b>	<b>16.1</b>	<b>48.0</b>	<b>21.9</b>	<b>14.1</b>	<b>100.0</b>	
Jordan	Male	26.4	38.8	19.1	15.7	100.0	0.056
	Female	20.2	43.3	19.9	16.6	100.0	
	<b>Total</b>	<b>22.9</b>	<b>41.3</b>	<b>19.5</b>	<b>16.2</b>	<b>100.0</b>	
Lebanon	Male	16.9	32.5	25.8	24.7	100.0	0.001
	Female	10.5	33.1	25.3	31.2	100.0	
	<b>Total</b>	<b>13.5</b>	<b>32.8</b>	<b>25.6</b>	<b>28.1</b>	<b>100.0</b>	

### Q10\_2 As friends



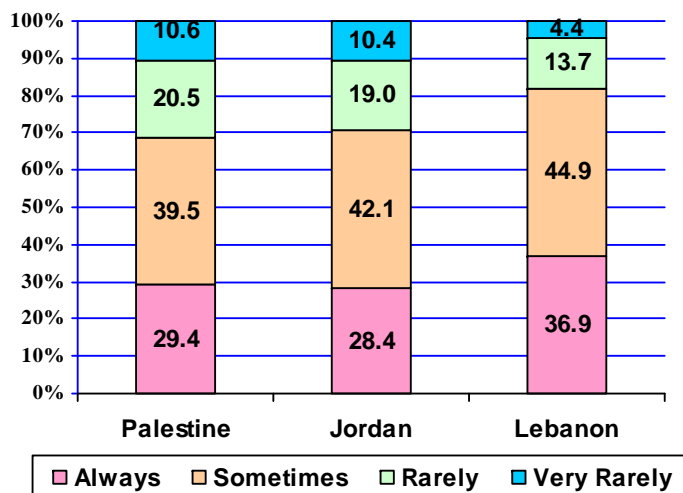
Country	Gender	Q10_2 As friends				Total	P_value
		Always	Sometimes	Rarely	Very Rarely		
Palestine	Male	66.0	25.3	5.7	3.0	100.0	0.187
	Female	67.1	24.6	6.8	1.6	100.0	
	<b>Total</b>	<b>66.6</b>	<b>24.9</b>	<b>6.3</b>	<b>2.2</b>	<b>100.0</b>	
Jordan	Male	72.7	20.7	4.0	2.5	100.0	0.026
	Female	66.0	27.4	4.8	1.9	100.0	
	<b>Total</b>	<b>69.0</b>	<b>24.4</b>	<b>4.4</b>	<b>2.1</b>	<b>100.0</b>	
Lebanon	Male	67.6	27.1	4.5	0.8	100.0	0.251
	Female	68.9	27.1	2.7	1.3	100.0	
	<b>Total</b>	<b>68.3</b>	<b>27.1</b>	<b>3.5</b>	<b>1.1</b>	<b>100.0</b>	

### Q10\_3 As trustworthy



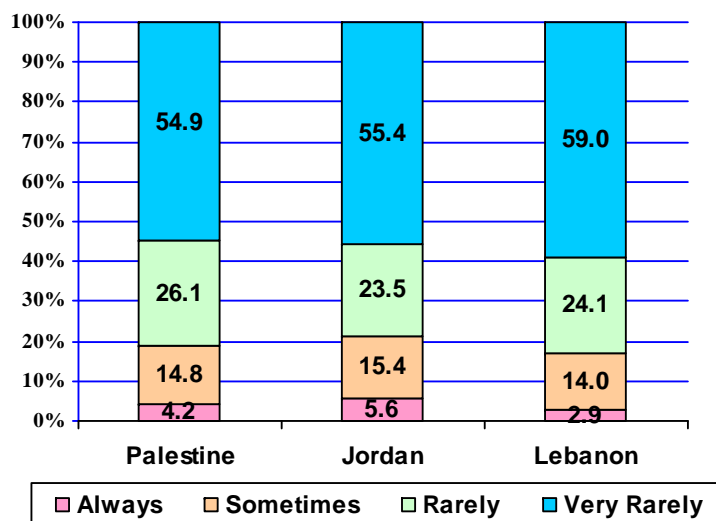
Country	Gender	Q10_3 As trustworthy				Total	P_value
		Always	Sometimes	Rarely	Very Rarely		
Palestine	Male	35.6	43.9	16.8	3.8	100.0	0.014
	Female	34.0	40.6	18.1	7.3	100.0	
	<b>Total</b>	<b>34.7</b>	<b>42.0</b>	<b>17.5</b>	<b>5.8</b>	<b>100.0</b>	
Jordan	Male	42.5	40.1	12.2	5.2	100.0	< 0.001
	Female	32.8	38.6	20.1	8.5	100.0	
	<b>Total</b>	<b>37.1</b>	<b>39.3</b>	<b>16.6</b>	<b>7.0</b>	<b>100.0</b>	
Lebanon	Male	37.0	46.5	12.4	4.1	100.0	0.030
	Female	31.3	50.2	12.0	6.5	100.0	
	<b>Total</b>	<b>34.0</b>	<b>48.4</b>	<b>12.2</b>	<b>5.3</b>	<b>100.0</b>	

### Q10\_4 As source of support



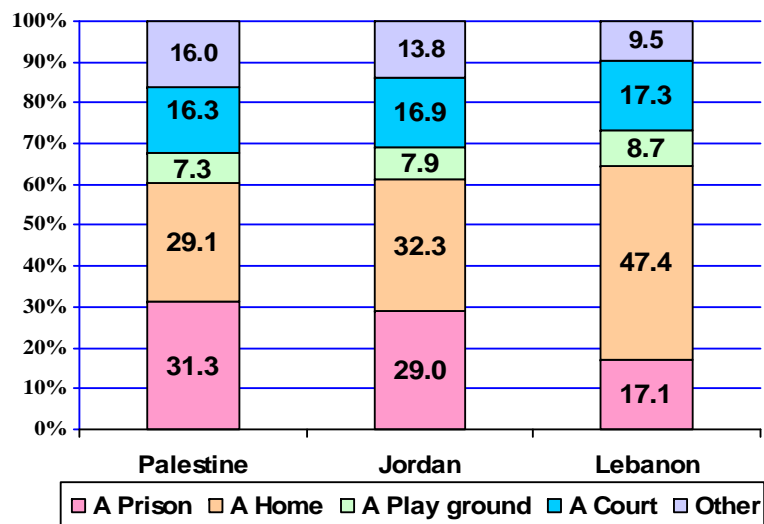
Country	Gender	Q10_4 As source of support				Total	P_value
		Always	Sometimes	Rarely	Very Rarely		
Palestine	Male	32.4	38.8	17.6	11.3	100.0	0.015
	Female	27.1	40.0	22.8	10.0	100.0	
	<b>Total</b>	<b>29.4</b>	<b>39.5</b>	<b>20.5</b>	<b>10.6</b>	<b>100.0</b>	
Jordan	Male	33.1	42.3	16.1	8.5	100.0	0.001
	Female	24.7	42.0	21.3	12.0	100.0	
	<b>Total</b>	<b>28.4</b>	<b>42.1</b>	<b>19.0</b>	<b>10.4</b>	<b>100.0</b>	
Lebanon	Male	39.6	44.1	12.7	3.6	100.0	0.119
	Female	34.5	45.7	14.7	5.1	100.0	
	<b>Total</b>	<b>36.9</b>	<b>44.9</b>	<b>13.7</b>	<b>4.4</b>	<b>100.0</b>	

### Q10\_5 As source of threat



Country	Gender	Q10_5 As Source of threat				Total	P_value
		Always	Sometimes	Rarely	Very Rarely		
Palestine	Male	4.0	16.0	25.8	54.2	100.0	0.669
	Female	4.4	13.9	26.3	55.4	100.0	
	<b>Total</b>	<b>4.2</b>	<b>14.8</b>	<b>26.1</b>	<b>54.9</b>	<b>100.0</b>	
Jordan	Male	5.5	14.2	22.6	57.7	100.0	0.494
	Female	5.7	16.3	24.3	53.7	100.0	
	<b>Total</b>	<b>5.6</b>	<b>15.4</b>	<b>23.5</b>	<b>55.4</b>	<b>100.0</b>	
Lebanon	Male	3.8	14.4	25.0	56.9	100.0	0.139
	Female	2.0	13.7	23.3	61.0	100.0	
	<b>Total</b>	<b>2.9</b>	<b>14.0</b>	<b>24.1</b>	<b>59.0</b>	<b>100.0</b>	

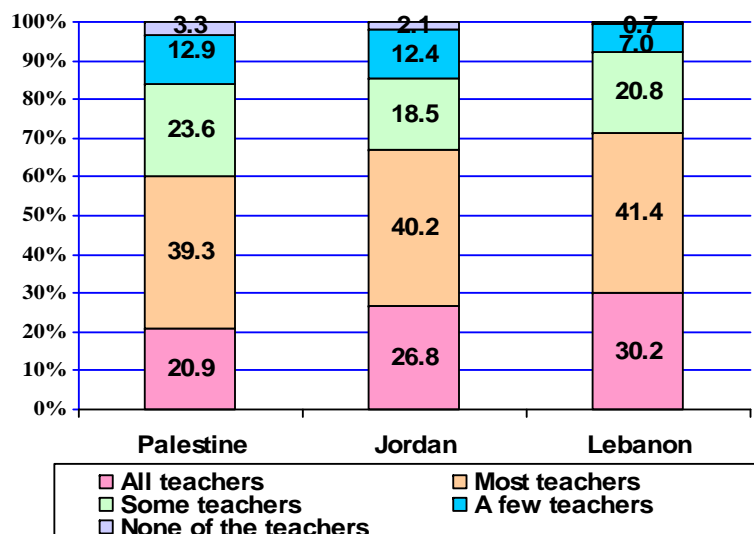
**Q11 In my mind, a classroom is associated with the image of:**



Country	Gender	Q11 In my mind, a classroom is associated with the image of:					Total	P_value
		A Prison	A Home	A Play ground	A Court	Other		
Palestine	Male	38.0	27.9	7.4	7.6	19.2	100.0	0.001
	Female	26.2	30.1	7.3	22.8	13.7	100.0	
	<b>Total</b>	<b>31.2</b>	<b>29.1</b>	<b>7.3</b>	<b>16.2</b>	<b>16.1</b>	<b>100.0</b>	
Jordan	Male	30.1	33.0	9.1	12.9	14.9	100.0	0.004
	Female	28.2	31.8	6.8	20.1	13.0	100.0	
	<b>Total</b>	<b>29.0</b>	<b>32.3</b>	<b>7.9</b>	<b>16.9</b>	<b>13.8</b>	<b>100.0</b>	
Lebanon	Male	18.3	42.0	9.5	17.5	12.7	100.0	0.063
	Female	16.0	52.3	7.9	17.1	6.7	100.0	
	<b>Total</b>	<b>17.1</b>	<b>47.4</b>	<b>8.7</b>	<b>17.3</b>	<b>9.5</b>	<b>100.0</b>	

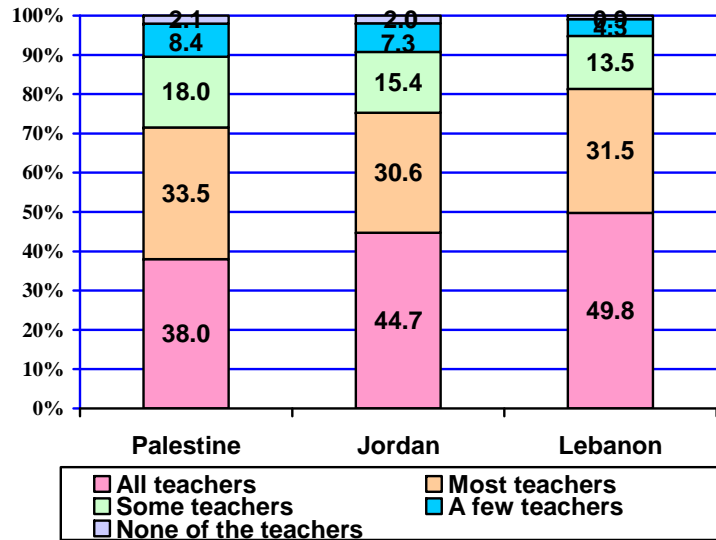
**Q12 Choose the most correct option for each of the following:**

**Q12\_1 My teachers treat me gently.**



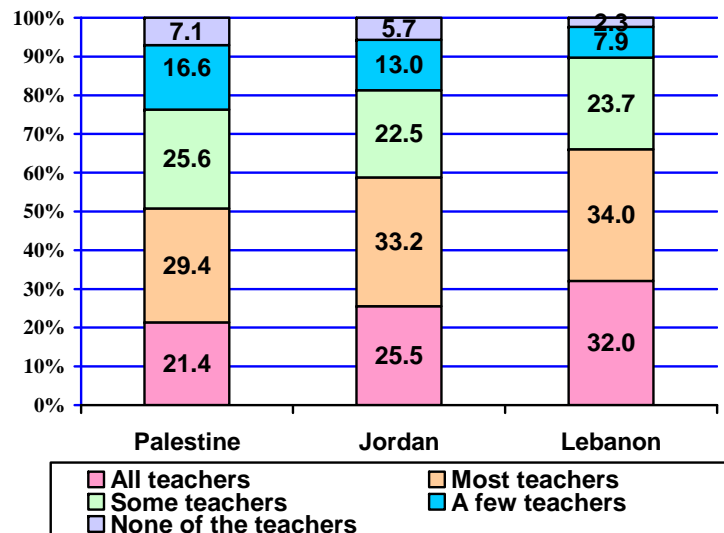
Country	Gender	Q12_1: My teachers treat me gently.					Total	P_value
		All teachers	Most teachers	Some teachers	A few teachers	None of the teachers		
Palestine	Male	18.3	40.2	24.5	11.8	5.2	100.0	0.001
	Female	22.8	38.7	23.0	13.6	1.9	100.0	
	<b>Total</b>	<b>20.9</b>	<b>39.4</b>	<b>23.6</b>	<b>12.8</b>	<b>3.3</b>	<b>100.0</b>	
Jordan	Male	28.9	41.3	18.4	8.7	2.7	100.0	0.004
	Female	25.1	39.3	18.6	15.3	1.7	100.0	
	<b>Total</b>	<b>26.8</b>	<b>40.2</b>	<b>18.5</b>	<b>12.4</b>	<b>2.1</b>	<b>100.0</b>	
Lebanon	Male	28.0	40.0	23.0	8.1	0.8	100.0	0.063
	Female	32.1	42.6	18.7	6.0	0.5	100.0	
	<b>Total</b>	<b>30.2</b>	<b>41.4</b>	<b>20.8</b>	<b>7.0</b>	<b>9.7</b>	<b>100.0</b>	

**Q12\_2 My teachers treat me with respect.**



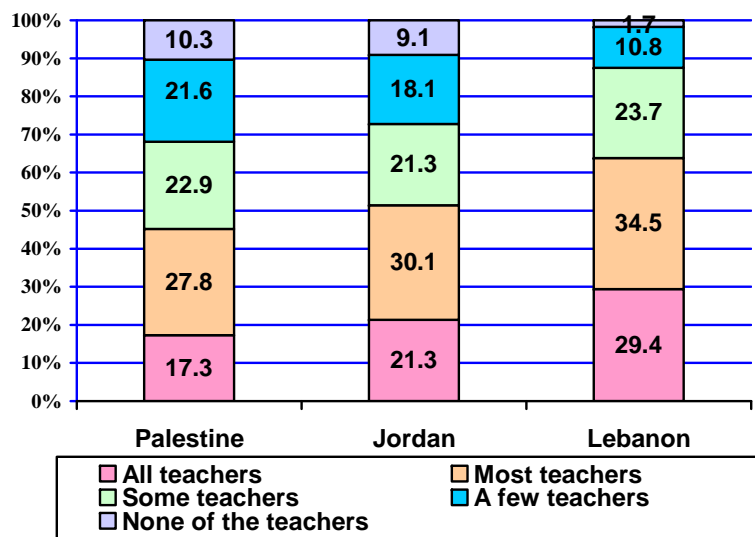
Country	Gender	Q12_2: My teachers treat me with respect.					Total	P_value
		All teachers	Most teachers	Some teachers	A few teachers	None of the teachers		
Palestine	Male	32.7	36.0	20.4	8.3	2.6	100.0	0.002
	Female	41.9	31.6	16.1	8.6	1.8	100.0	
	<b>Total</b>	<b>37.9</b>	<b>33.5</b>	<b>18.0</b>	<b>8.5</b>	<b>2.1</b>	<b>100.0</b>	
Jordan	Male	46.0	32.3	14.4	5.5	1.8	100.0	0.157
	Female	43.7	29.3	16.2	8.6	2.1	100.0	
	<b>Total</b>	<b>44.7</b>	<b>30.6</b>	<b>15.4</b>	<b>7.3</b>	<b>2.0</b>	<b>100.0</b>	
Lebanon	Male	44.4	33.2	15.5	5.6	1.4	100.0	< 0.001
	Female	54.8	30.0	11.7	3.1	0.4	100.0	
	<b>Total</b>	<b>49.8</b>	<b>31.5</b>	<b>13.5</b>	<b>4.3</b>	<b>0.9</b>	<b>100.0</b>	

**Q12\_3 My teachers make me feel secure.**



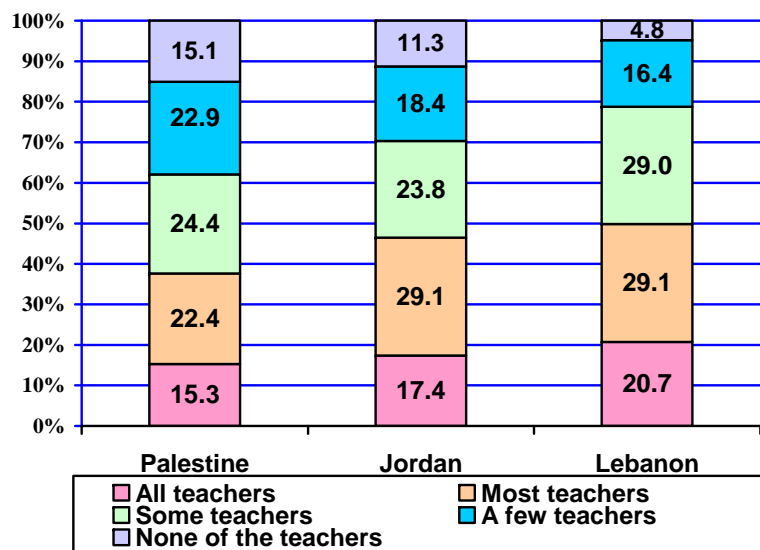
Country	Gender	Q12_3 My teachers make me feel secure.					Total	P_value
		All teachers	Most teachers	Some teachers	A few teachers	None of the teachers		
Palestine	Male	22.1	33.7	21.9	14.5	7.7	100.0	0.001
	Female	20.8	26.1	28.4	18.1	6.6	100.0	
	<b>Total</b>	<b>21.4</b>	<b>29.4</b>	<b>25.6</b>	<b>16.6</b>	<b>7.1</b>	<b>100.0</b>	
Jordan	Male	30.1	34.1	21.1	10.4	4.3	100.0	0.001
	Female	21.9	32.5	23.6	15.1	6.8	100.0	
	<b>Total</b>	<b>25.5</b>	<b>33.2</b>	<b>22.5</b>	<b>13.0</b>	<b>5.7</b>	<b>100.0</b>	
Lebanon	Male	32.4	33.7	23.9	7.5	2.5	100.0	0.961
	Female	31.6	34.4	23.5	8.3	2.2	100.0	
	<b>Total</b>	<b>32.0</b>	<b>34.0</b>	<b>23.7</b>	<b>7.9</b>	<b>2.3</b>	<b>100.0</b>	

**Q12\_4 My teachers care about me.**



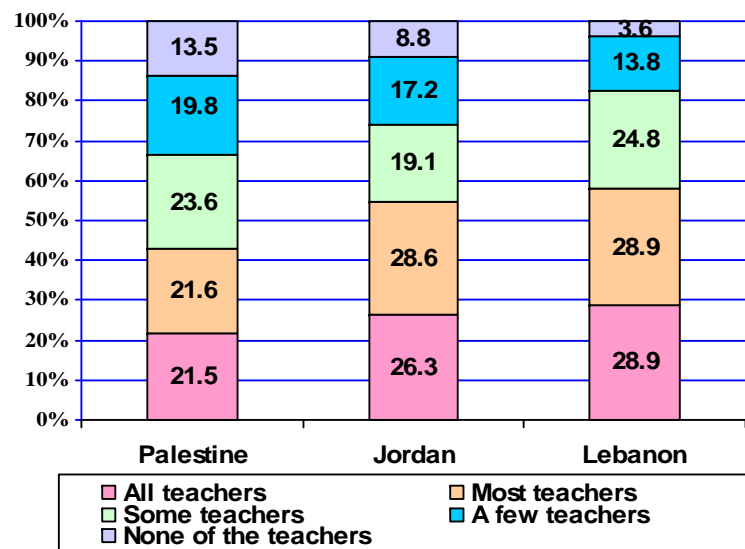
Country	Gender	Q12_4 My teachers care about me.					Total	P_value
		All teachers	Most teachers	Some teachers	A few teachers	None of the teachers		
Palestine	Male	20.2	29.7	21.1	19.2	9.8	100.0	0.011
	Female	15.2	26.4	24.3	23.3	10.7	100.0	
	<b>Total</b>	<b>17.3</b>	<b>27.8</b>	<b>22.9</b>	<b>21.5</b>	<b>10.3</b>	<b>100.0</b>	
Jordan	Male	26.3	31.2	20.8	14.6	7.2	100.0	< 0.001
	Female	17.4	29.2	21.8	21.0	10.6	100.0	
	<b>Total</b>	<b>21.3</b>	<b>30.1</b>	<b>21.3</b>	<b>18.1</b>	<b>9.1</b>	<b>100.0</b>	
Lebanon	Male	29.6	36.5	20.6	11.6	1.7	100.0	0.099
	Female	29.2	32.6	26.5	10.1	1.7	100.0	
	<b>Total</b>	<b>29.4</b>	<b>34.5</b>	<b>23.7</b>	<b>10.8</b>	<b>1.7</b>	<b>100.0</b>	

**Q12\_5 My teachers are good role models.**



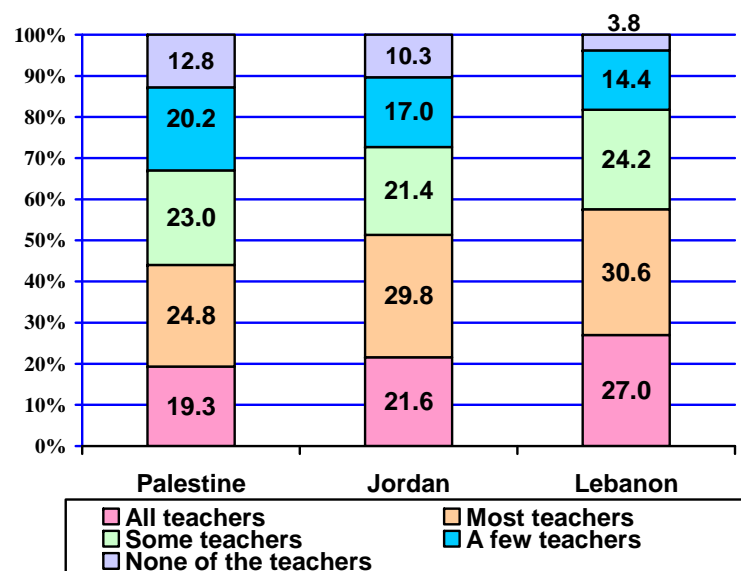
Country	Gender	Q12_5 My teachers are good role models.					Total	P_value
		All teachers	Most teachers	Some teachers	A few teachers	None of the teachers		
Palestine	Male	15.5	25.2	25.9	20.7	12.8	100.0	0.011
	Female	15.3	20.2	23.2	24.6	16.8	100.0	
	<b>Total</b>	<b>15.4</b>	<b>22.3</b>	<b>24.3</b>	<b>22.9</b>	<b>15.1</b>	<b>100.0</b>	
Jordan	Male	19.2	33.3	20.6	16.6	10.4	100.0	0.003
	Female	16.0	25.8	26.3	19.9	12.0	100.0	
	<b>Total</b>	<b>17.4</b>	<b>29.1</b>	<b>23.8</b>	<b>18.4</b>	<b>11.3</b>	<b>100.0</b>	
Lebanon	Male	19.9	31.8	27.3	15.4	5.6	100.0	0.086
	Female	21.4	26.6	30.6	17.4	4.0	100.0	
	<b>Total</b>	<b>20.7</b>	<b>29.1</b>	<b>29.0</b>	<b>16.4</b>	<b>4.8</b>	<b>100.0</b>	

**Q12\_6 My teachers support me when I need them.**



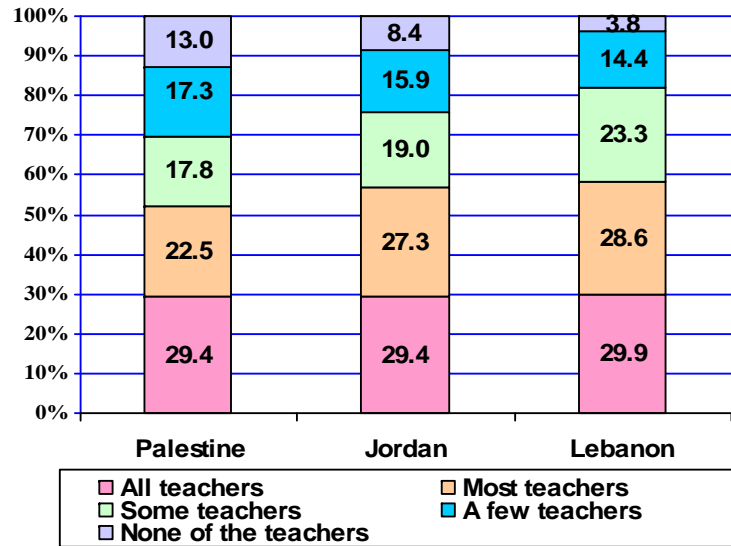
Country	Gender	Q12_6 My teachers support me when I need them.					Total	P_value
		All teachers	Most teachers	Some teachers	A few teachers	None of the teachers		
Palestine	Male	23.2	24.4	21.0	18.2	13.2	100.0	0.020
	Female	20.2	19.5	25.5	21.0	13.8	100.0	
	<b>Total</b>	<b>21.5</b>	<b>21.6</b>	<b>23.6</b>	<b>19.8</b>	<b>13.5</b>	<b>100.0</b>	
Jordan	Male	30.9	29.8	17.4	15.2	6.7	100.0	0.001
	Female	22.6	27.8	20.5	18.7	10.5	100.0	
	<b>Total</b>	<b>26.3</b>	<b>28.6</b>	<b>19.1</b>	<b>17.2</b>	<b>8.8</b>	<b>100.0</b>	
Lebanon	Male	26.4	31.4	25.4	12.7	4.1	100.0	0.083
	Female	31.3	26.5	24.2	14.7	3.2	100.0	
	<b>Total</b>	<b>28.9</b>	<b>28.9</b>	<b>24.8</b>	<b>13.8</b>	<b>3.6</b>	<b>100.0</b>	

**Q12\_7 My teachers cater for my special needs in learning.**



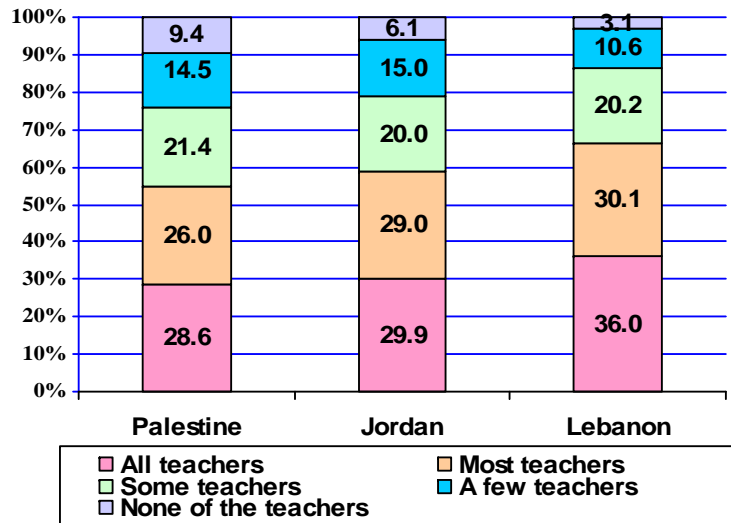
Country	Gender	Q12_7 My teachers cater for my special needs in learning.					Total	P_value
		All teachers	Most teachers	Some teachers	A few teachers	None of the teachers		
Palestine	Male	20.6	28.9	20.8	16.9	12.8	100.0	0.001
	Female	18.2	21.6	24.6	22.8	12.8	100.0	
	<b>Total</b>	<b>19.3</b>	<b>24.8</b>	<b>23.0</b>	<b>20.2</b>	<b>12.8</b>	<b>100.0</b>	
Jordan	Male	24.9	30.9	21.9	14.5	7.7	100.0	0.002
	Female	18.9	28.9	21.0	18.9	12.4	100.0	
	<b>Total</b>	<b>21.6</b>	<b>29.8</b>	<b>21.4</b>	<b>17.0</b>	<b>10.3</b>	<b>100.0</b>	
Lebanon	Male	25.6	31.9	23.6	15.1	3.8	100.0	0.660
	Female	28.3	29.4	24.8	13.8	3.7	100.0	
	<b>Total</b>	<b>27.0</b>	<b>30.6</b>	<b>24.2</b>	<b>14.4</b>	<b>3.8</b>	<b>100.0</b>	

**Q12\_8 My teachers motivate me to learn.**



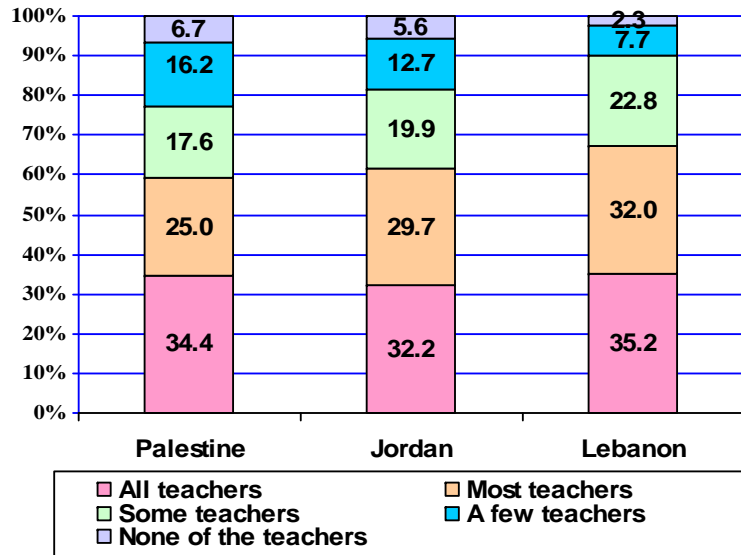
Country	Gender	Q12_8 My teachers motivate me to learn.					Total	P_value
		All teachers	Most teachers	Some teachers	A few teachers	None of the teachers		
Palestine	Male	30.9	22.5	16.5	16.3	13.8	100.0	0.466
	Female	28.2	22.5	18.8	18.1	12.4		
	<b>Total</b>	<b>29.4</b>	<b>22.5</b>	<b>17.8</b>	<b>17.3</b>	<b>13.0</b>		
Jordan	Male	32.5	27.5	18.1	13.6	8.4	100.0	0.111
	Female	27.0	27.1	19.8	17.7	8.5		
	<b>Total</b>	<b>29.4</b>	<b>27.3</b>	<b>19.0</b>	<b>15.9</b>	<b>8.4</b>		
Lebanon	Male	28.3	28.9	22.5	16.3	4.0	100.0	0.269
	Female	31.3	28.3	24.1	12.7	3.6		
	<b>Total</b>	<b>29.9</b>	<b>28.6</b>	<b>23.3</b>	<b>14.4</b>	<b>3.8</b>		

**Q12\_9 My teachers encourage me to think.**



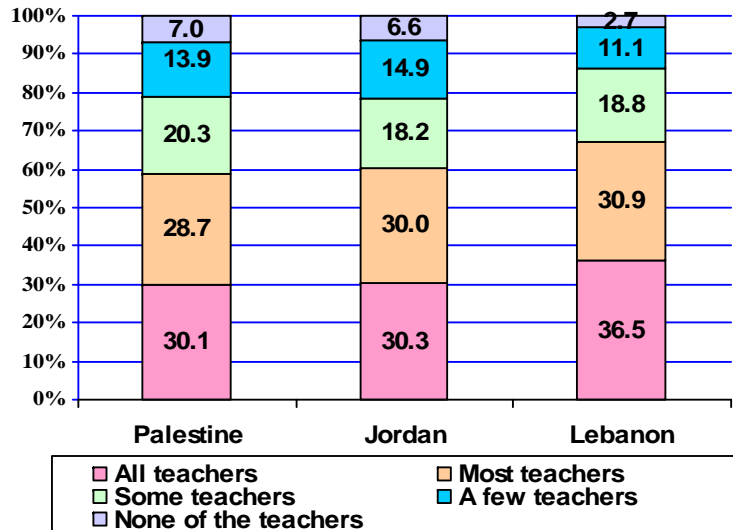
Country	Gender	Q12_9 My teachers encourage me to think.					Total	P_value
		All teachers	Most teachers	Some teachers	A few teachers	None of the teachers		
Palestine	Male	29.2	27.2	18.9	14.6	10.1	100.0	0.287
	Female	28.2	25.1	23.2	14.5	9.0		
	<b>Total</b>	<b>28.6</b>	<b>26.0</b>	<b>21.4</b>	<b>14.5</b>	<b>9.4</b>		
Jordan	Male	34.4	29.1	17.7	13.4	5.4	100.0	0.010
	Female	26.2	29.0	21.8	16.2	6.8		
	<b>Total</b>	<b>29.9</b>	<b>29.0</b>	<b>20.0</b>	<b>15.0</b>	<b>6.1</b>		
Lebanon	Male	35.5	27.8	21.6	11.3	3.8	100.0	0.179
	Female	36.4	32.2	18.9	10.0	2.6		
	<b>Total</b>	<b>36.0</b>	<b>30.1</b>	<b>20.2</b>	<b>10.6</b>	<b>3.1</b>		

**Q12\_10 My teachers welcome my questions.**



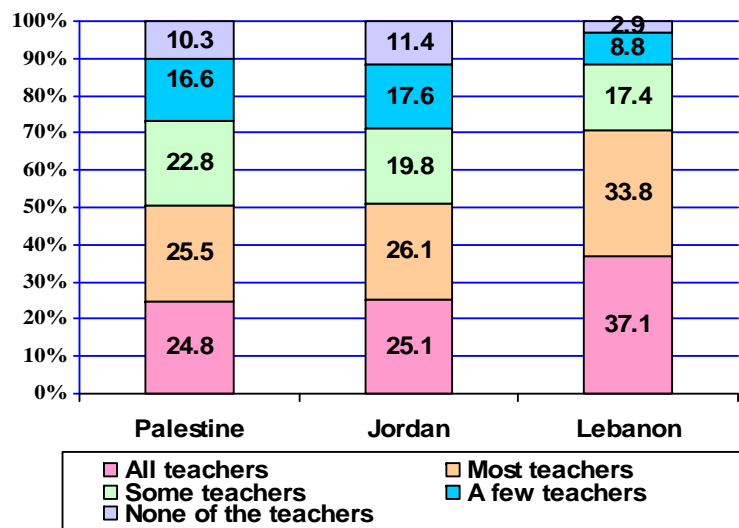
Country	Gender	Q12_10 My teachers welcome my questions.					Total	P_value
		All teachers	Most teachers	Some teachers	A few teachers	None of the teachers		
Palestine	Male	31.2	27.6	17.0	16.3	7.9	100.0	0.039
	Female	36.8	23.2	18.1	16.1	5.8	100.0	
	<b>Total</b>	<b>34.4</b>	<b>25.1</b>	<b>17.6</b>	<b>16.2</b>	<b>6.7</b>	<b>100.0</b>	
Jordan	Male	36.5	30.6	18.6	10.7	3.7	100.0	0.002
	Female	28.8	29.0	21.0	14.2	7.0	100.0	
	<b>Total</b>	<b>32.2</b>	<b>29.7</b>	<b>19.9</b>	<b>12.7</b>	<b>5.6</b>	<b>100.0</b>	
Lebanon	Male	31.0	34.9	24.3	7.5	2.2	100.0	0.017
	Female	39.0	29.3	21.4	7.9	2.4	100.0	
	<b>Total</b>	<b>35.2</b>	<b>32.0</b>	<b>22.8</b>	<b>7.7</b>	<b>2.3</b>	<b>100.0</b>	

**Q12\_11 My teachers are honest and sincere.**



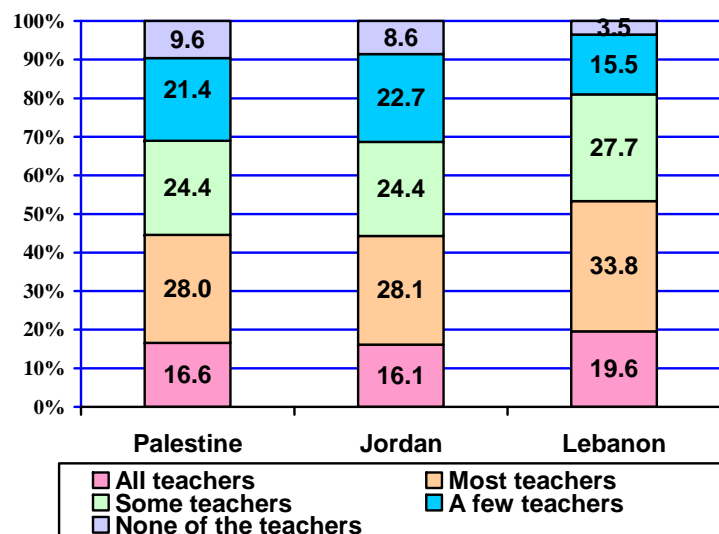
Country	Gender	Q12_11 My teachers are honest and sincere.					Total	P_value
		All teachers	Most teachers	Some teachers	A few teachers	None of the teachers		
Palestine	Male	32.5	32.1	14.8	13.9	6.7	100.0	< 0.001
	Female	28.2	26.0	24.6	13.9	7.3	100.0	
	<b>Total</b>	<b>30.1</b>	<b>28.7</b>	<b>20.3</b>	<b>13.9</b>	<b>7.0</b>	<b>100.0</b>	
Jordan	Male	33.6	31.4	16.2	12.4	6.4	100.0	0.022
	Female	27.8	28.8	19.8	16.9	6.8	100.0	
	<b>Total</b>	<b>30.3</b>	<b>30.0</b>	<b>18.2</b>	<b>14.9</b>	<b>6.6</b>	<b>100.0</b>	
Lebanon	Male	35.8	32.3	17.6	11.2	3.1	100.0	0.580
	Female	37.1	29.7	19.9	11.0	2.3	100.0	
	<b>Total</b>	<b>36.5</b>	<b>30.9</b>	<b>18.8</b>	<b>11.1</b>	<b>2.7</b>	<b>100.0</b>	

### Q12\_12 My teachers love their job.



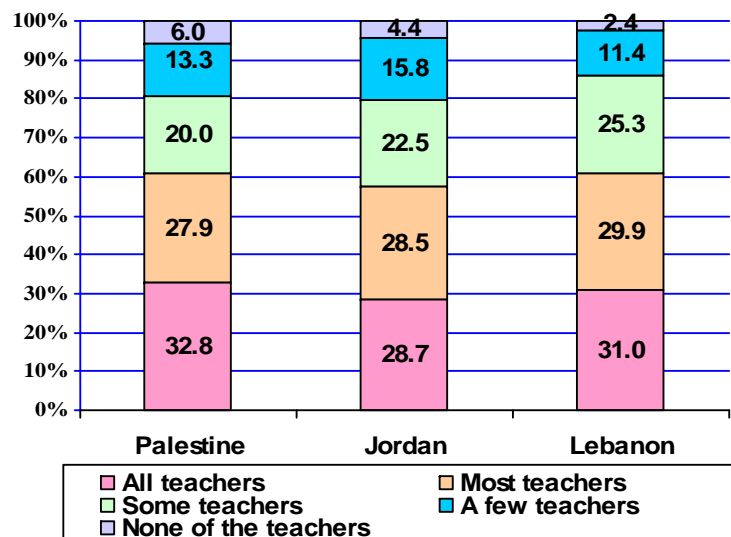
Country	Gender	Q12_12 My teachers love their job.					Total	P_value
		All teachers	Most teachers	Some teachers	A few teachers	None of the teachers		
Palestine	Male	23.1	27.0	23.5	12.8	13.6	100.0	< 0.001
	Female	26.1	24.2	22.4	19.6	7.7	100.0	
	<b>Total</b>	<b>24.8</b>	<b>25.4</b>	<b>22.8</b>	<b>16.6</b>	<b>10.3</b>	<b>100.0</b>	
Jordan	Male	28.9	28.8	16.7	14.5	11.0	100.0	< 0.001
	Female	22.0	24.0	22.2	20.1	11.7	100.0	
	<b>Total</b>	<b>25.1</b>	<b>26.1</b>	<b>19.8</b>	<b>17.6</b>	<b>11.4</b>	<b>100.0</b>	
Lebanon	Male	35.0	35.4	18.0	8.3	3.4	100.0	0.366
	Female	39.1	32.3	16.8	9.2	2.6	100.0	
	<b>Total</b>	<b>37.1</b>	<b>33.8</b>	<b>17.4</b>	<b>8.8</b>	<b>2.9</b>	<b>100.0</b>	

### Q12\_13 My teachers' style of teaching is fun.



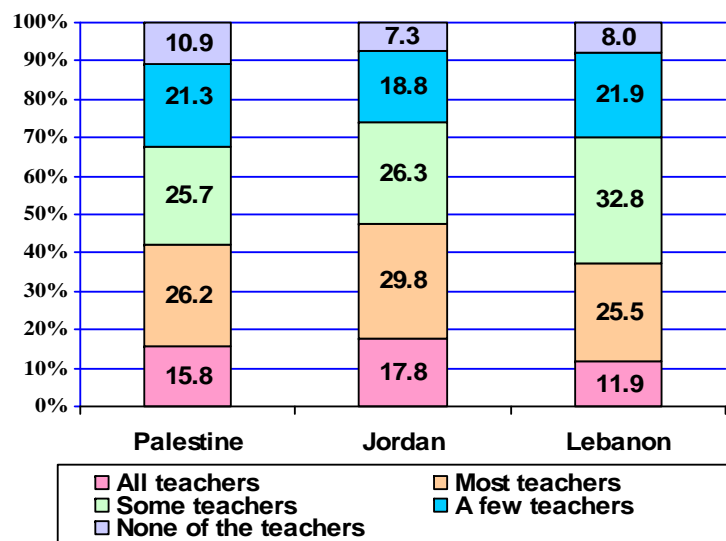
Country	Gender	Q12_13 My teachers' style of teaching is fun.					Total	P_value
		All teachers	Most teachers	Some teachers	A few teachers	None of the teachers		
Palestine	Male	16.8	30.1	23.8	19.2	10.1	100.0	0.251
	Female	16.6	26.4	24.8	23.0	9.3	100.0	
	<b>Total</b>	<b>16.6</b>	<b>28.0</b>	<b>24.4</b>	<b>21.4</b>	<b>9.6</b>	<b>100.0</b>	
Jordan	Male	19.9	32.4	22.2	18.2	7.2	100.0	< 0.001
	Female	13.2	24.7	26.1	26.3	9.7	100.0	
	<b>Total</b>	<b>16.1</b>	<b>28.1</b>	<b>24.4</b>	<b>22.7</b>	<b>8.6</b>	<b>100.0</b>	
Lebanon	Male	20.5	32.8	28.9	13.8	4.0	100.0	0.241
	Female	18.8	34.7	26.6	17.0	2.9	100.0	
	<b>Total</b>	<b>19.6</b>	<b>33.8</b>	<b>27.7</b>	<b>15.5</b>	<b>3.5</b>	<b>100.0</b>	

**Q12\_14 My teachers encourage students' participation in the classroom.**



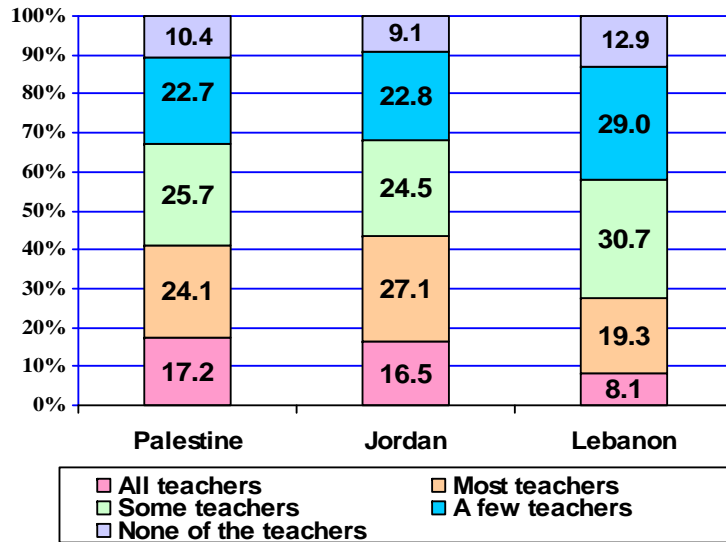
Country	Gender	Q12_14 My teachers encourage students' participation in the classroom.					Total	P_value
		All teachers	Most teachers	Some teachers	A few teachers	None of the teachers		
Palestine	Male	31.7	32.3	15.7	11.3	9.0	100.0	< 0.001
	Female	33.6	24.7	23.3	14.8	3.5	100.0	
	<b>Total</b>	<b>32.8</b>	<b>28.0</b>	<b>20.0</b>	<b>13.3</b>	<b>5.9</b>	<b>100.0</b>	
Jordan	Male	32.1	28.9	20.4	14.0	4.5	100.0	0.075
	Female	26.1	28.2	24.2	17.2	4.4	100.0	
	<b>Total</b>	<b>28.7</b>	<b>28.5</b>	<b>22.5</b>	<b>15.8</b>	<b>4.4</b>	<b>100.0</b>	
Lebanon	Male	31.8	30.0	25.2	10.3	2.6	100.0	0.727
	Female	30.3	29.9	25.3	12.4	2.2	100.0	
	<b>Total</b>	<b>31.0</b>	<b>29.9</b>	<b>25.3</b>	<b>11.4</b>	<b>2.4</b>	<b>100.0</b>	

**Q12\_15 My teachers are accepting of new and unusual ideas or opinions.**



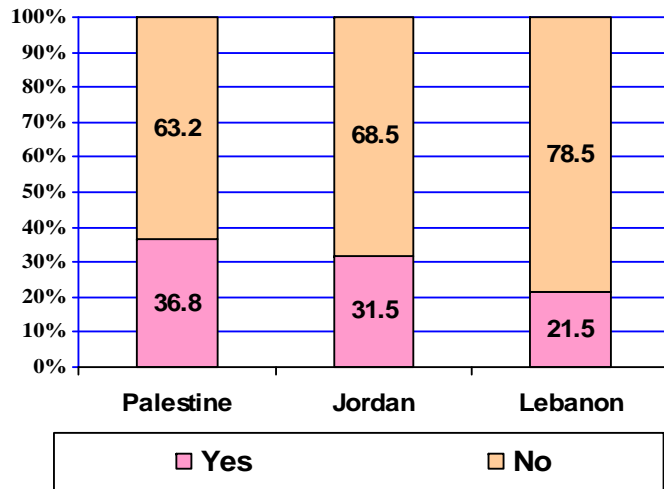
Country	Gender	Q12_15 My teachers are accepting of new and unusual ideas or opinions.					Total	P_value
		All teachers	Most teachers	Some teachers	A few teachers	None of the teachers		
Palestine	Male	15.9	27.5	27.5	16.6	12.5	100.0	0.001
	Female	15.8	25.2	24.4	25.0	9.6	100.0	
	<b>Total</b>	<b>15.8</b>	<b>26.2</b>	<b>25.7</b>	<b>21.3</b>	<b>10.9</b>	<b>100.0</b>	
Jordan	Male	19.1	30.6	24.7	17.9	7.7	100.0	0.588
	Female	16.9	29.2	27.5	19.5	6.9	100.0	
	<b>Total</b>	<b>17.8</b>	<b>29.8</b>	<b>26.3</b>	<b>18.8</b>	<b>7.3</b>	<b>100.0</b>	
Lebanon	Male	12.7	25.1	32.2	22.0	7.9	100.0	0.906
	Female	11.1	25.8	33.3	21.7	8.0	100.0	
	<b>Total</b>	<b>11.9</b>	<b>25.5</b>	<b>32.8</b>	<b>21.9</b>	<b>8.0</b>	<b>100.0</b>	

**Q12\_16 My teachers follow a rote learning approach.**



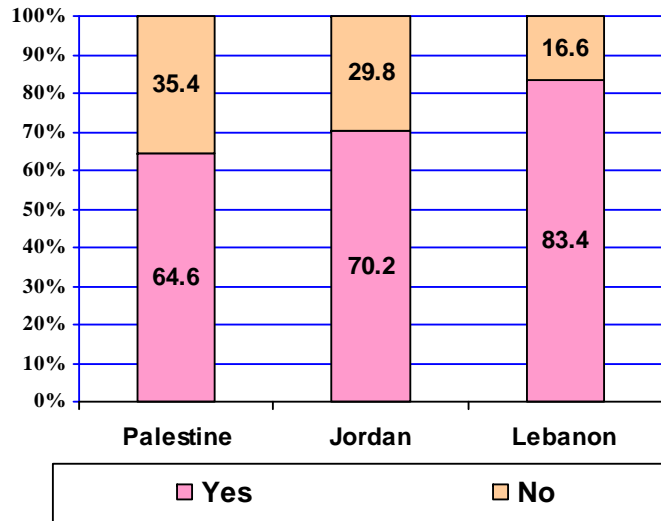
Country	Gender	Q12_16 My teachers follow a rote learning approach.					Total	P_value
		All teachers	Most teachers	Some teachers	A few teachers	None of the teachers		
Palestine	Male	18.7	25.2	25.3	18.8	12.0	100.0	0.007
	Female	16.0	23.2	25.9	25.6	9.2	100.0	
	<b>Total</b>	<b>17.2</b>	<b>24.1</b>	<b>25.7</b>	<b>22.7</b>	<b>10.4</b>	<b>100.0</b>	
Jordan	Male	20.1	28.4	24.2	20.1	7.2	100.0	0.002
	Female	13.7	26.0	24.7	25.0	10.6	100.0	
	<b>Total</b>	<b>16.5</b>	<b>27.1</b>	<b>24.5</b>	<b>22.8</b>	<b>9.1</b>	<b>100.0</b>	
Lebanon	Male	9.9	19.4	31.1	28.2	11.4	100.0	0.097
	Female	6.5	19.2	30.4	29.8	14.2	100.0	
	<b>Total</b>	<b>8.1</b>	<b>19.3</b>	<b>30.7</b>	<b>29.0</b>	<b>12.9</b>	<b>100.0</b>	

**Q14 In my mind, a teacher is associated with the image of a:**  
**Q14\_1 Policeman**



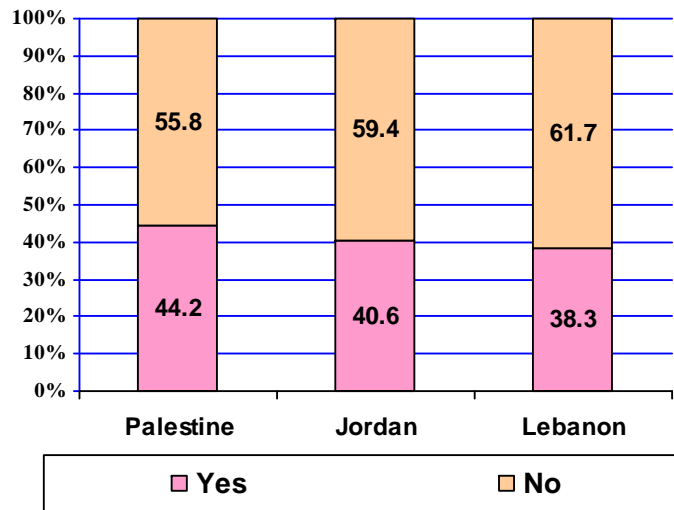
Variable	Gender	Q14_1 Policeman		Total	P_value
		Yes	No		
Palestine	Male	36.9	63.1	100.0	0.966
	Female	36.8	63.2	100.0	
	<b>Total</b>	<b>36.8</b>	<b>63.2</b>	<b>100.0</b>	
Jordan	Male	33.6	66.4	100.0	0.129
	Female	29.7	70.3	100.0	
	<b>Total</b>	<b>31.5</b>	<b>68.5</b>	<b>100.0</b>	
Lebanon	Male	25.3	74.7	100.0	0.001
	Female	17.8	82.2	100.0	
	<b>Total</b>	<b>21.5</b>	<b>78.5</b>	<b>100.0</b>	

### Q14\_2 Coach



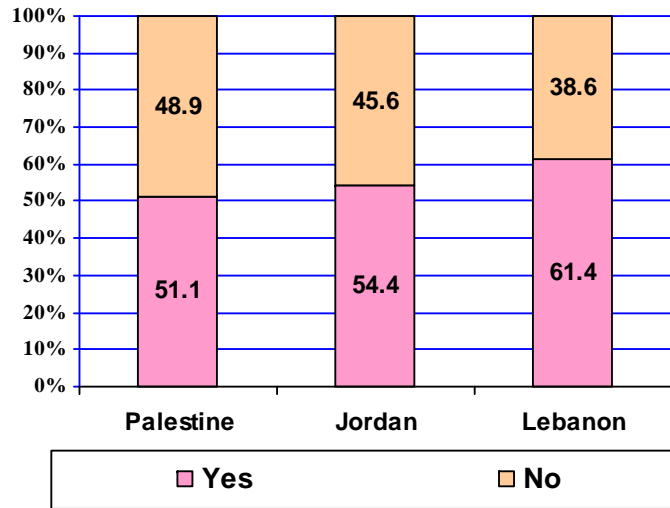
Variable	Gender	Q14_2 Coach		Total	P_value
		Yes	No		
Palestine	Male	59.0	41.0	100.0	< 0.001
	Female	68.8	31.2	100.0	
	<b>Total</b>	<b>64.6</b>	<b>35.4</b>	<b>100.0</b>	
Jordan	Male	70.1	29.9	100.0	0.941
	Female	70.3	29.7	100.0	
	<b>Total</b>	<b>70.2</b>	<b>29.8</b>	<b>100.0</b>	
Lebanon	Male	81.1	18.9	100.0	0.022
	Female	85.5	14.5	100.0	
	<b>Total</b>	<b>83.4</b>	<b>16.6</b>	<b>100.0</b>	

### Q14\_3 Parent



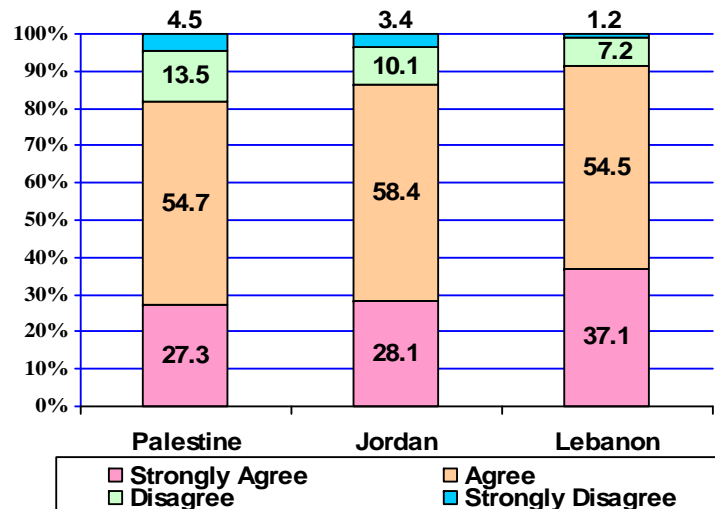
Variable	Gender	Q14_3 Parent		Total	P_value
		Yes	No		
Palestine	Male	53.6	46.4	100.0	< 0.001
	Female	36.9	63.1	100.0	
	<b>Total</b>	<b>44.2</b>	<b>55.8</b>	<b>100.0</b>	
Jordan	Male	44.3	55.7	100.0	0.012
	Female	37.6	62.4	100.0	
	<b>Total</b>	<b>40.6</b>	<b>59.4</b>	<b>100.0</b>	
Lebanon	Male	35.6	64.4	100.0	0.045
	Female	40.8	59.2	100.0	
	<b>Total</b>	<b>38.3</b>	<b>61.7</b>	<b>100.0</b>	

### Q14\_4 Friend



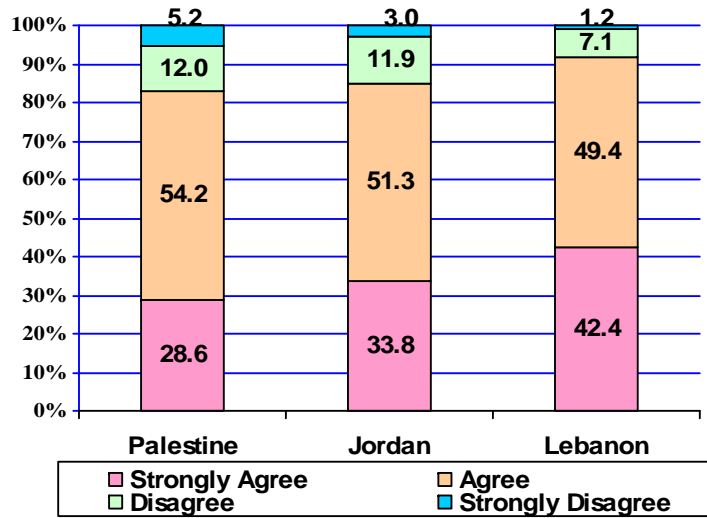
Variable	Gender	Q14_4 Friend		Total	P_value
		Yes	No		
Palestine	Male	65.4	34.6	100.0	< 0.001
	Female	40.1	59.9	100.0	
	<b>Total</b>	<b>51.1</b>	<b>48.9</b>	<b>100.0</b>	
Jordan	Male	65.0	35.0	100.0	< 0.001
	Female	46.1	53.9	100.0	
	<b>Total</b>	<b>54.4</b>	<b>45.6</b>	<b>100.0</b>	
Lebanon	Male	60.3	39.7	100.0	0.385
	Female	62.5	37.5	100.0	
	<b>Total</b>	<b>61.4</b>	<b>38.6</b>	<b>100.0</b>	

### Q15 How much do you agree with the following statement related to the teaching/learning approaches in your school? Q15\_1 Encourages me to actively participate



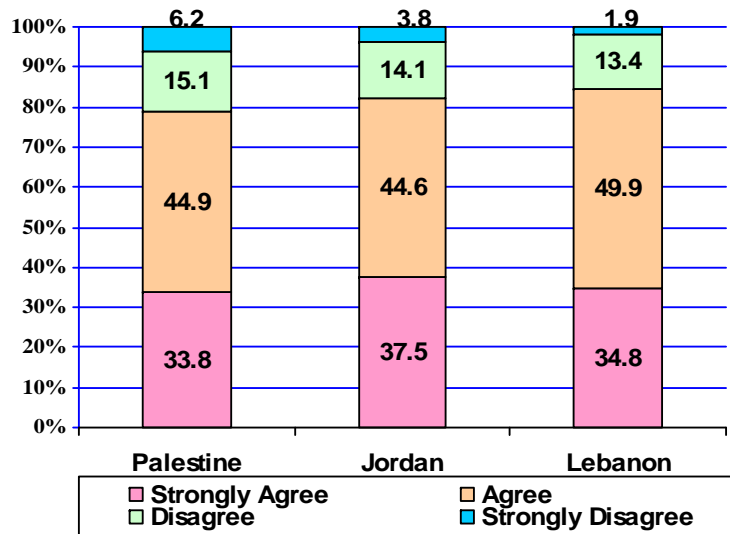
Country	Gender	Q15_1 Encourages me to actively participate				Total	P_value
		Strongly Agree	Agree	Disagree	Strongly Disagree		
Palestine	Male	29.9	52.2	11.8	6.1	100.0	0.002
	Female	25.3	56.6	14.8	3.3	100.0	
	<b>Total</b>	<b>27.3</b>	<b>54.7</b>	<b>13.5</b>	<b>4.5</b>	<b>100.0</b>	
Jordan	Male	31.5	55.9	8.5	4.0	100.0	0.024
	Female	25.4	60.3	11.4	2.9	100.0	
	<b>Total</b>	<b>28.1</b>	<b>58.4</b>	<b>10.1</b>	<b>3.4</b>	<b>100.0</b>	
Lebanon	Male	36.8	55.5	6.4	1.3	100.0	0.695
	Female	37.3	53.6	7.9	1.2	100.0	
	<b>Total</b>	<b>37.1</b>	<b>54.5</b>	<b>7.2</b>	<b>1.2</b>	<b>100.0</b>	

### Q15\_2 Nurtures my ability to think



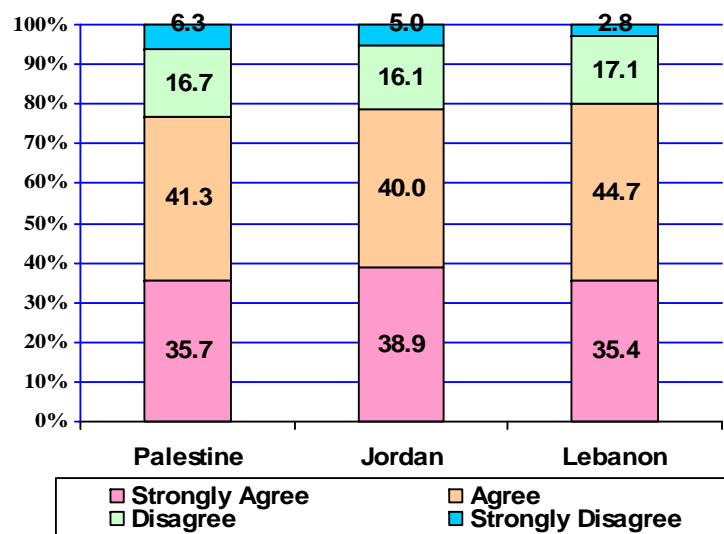
Country	Gender	Q15_2 Nurtures my ability to think				Total	P_value
		Strongly Agree	Agree	Disagree	Strongly Disagree		
Palestine	Male	29.9	52.2	11.0	6.9	100.0	0.021
	Female	27.7	55.6	12.8	4.0	100.0	
	<b>Total</b>	<b>28.6</b>	<b>54.1</b>	<b>12.0</b>	<b>5.2</b>	<b>100.0</b>	
Jordan	Male	35.5	51.2	9.7	3.7	100.0	0.078
	Female	32.4	51.4	13.7	2.5	100.0	
	<b>Total</b>	<b>33.8</b>	<b>51.3</b>	<b>11.9</b>	<b>3.0</b>	<b>100.0</b>	
Lebanon	Male	42.5	48.5	7.4	1.7	100.0	0.393
	Female	42.3	50.2	6.8	0.8	100.0	
	<b>Total</b>	<b>42.4</b>	<b>49.4</b>	<b>7.1</b>	<b>1.2</b>	<b>100.0</b>	

### Q15\_3 Nurtures my desire to learn



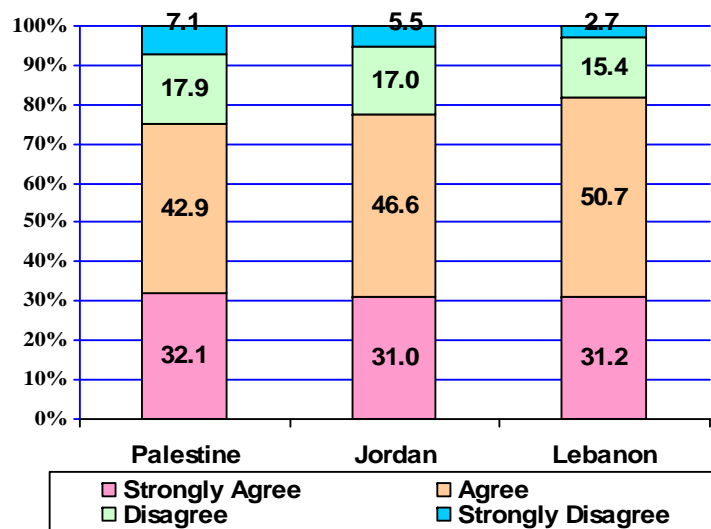
Country	Gender	Q15_3 Nurtures my desire to learn				Total	P_value
		Strongly Agree	Agree	Disagree	Strongly Disagree		
Palestine	Male	35.5	43.7	15.3	5.6	100.0	0.506
	Female	32.5	45.9	14.9	6.7	100.0	
	<b>Total</b>	<b>33.8</b>	<b>44.9</b>	<b>15.1</b>	<b>6.2</b>	<b>100.0</b>	
Jordan	Male	37.1	44.8	13.9	4.2	100.0	0.910
	Female	37.8	44.5	14.2	3.5	100.0	
	<b>Total</b>	<b>37.5</b>	<b>44.6</b>	<b>14.1</b>	<b>3.8</b>	<b>100.0</b>	
Lebanon	Male	35.6	49.4	12.7	2.2	100.0	0.642
	Female	34.1	50.4	13.9	1.5	100.0	
	<b>Total</b>	<b>34.8</b>	<b>49.9</b>	<b>13.4</b>	<b>1.9</b>	<b>100.0</b>	

### Q15\_4 Helps me recognize my strengths and weaknesses



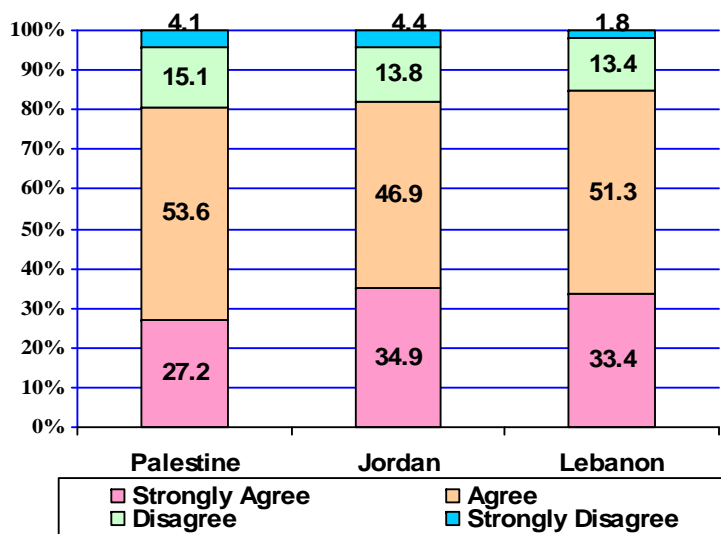
Country	Gender	Q15_4 Helps me recognize my strengths and weaknesses				Total	P_value
		Strongly Agree	Agree	Disagree	Strongly Disagree		
Palestine	Male	37.3	40.0	15.6	7.1	100.0	0.303
	Female	34.4	42.3	17.6	5.7	100.0	
	<b>Total</b>	<b>35.7</b>	<b>41.3</b>	<b>16.7</b>	<b>6.3</b>	<b>100.0</b>	
Jordan	Male	40.1	41.1	14.4	4.3	100.0	0.296
	Female	37.9	39.1	17.4	5.6	100.0	
	<b>Total</b>	<b>38.9</b>	<b>40.0</b>	<b>16.1</b>	<b>5.0</b>	<b>100.0</b>	
Lebanon	Male	35.8	44.3	16.8	3.2	100.0	0.804
	Female	35.1	45.0	17.4	2.4	100.0	
	<b>Total</b>	<b>35.4</b>	<b>44.7</b>	<b>17.1</b>	<b>2.8</b>	<b>100.0</b>	

### Q15\_5 Supports my curiosity and inquiry



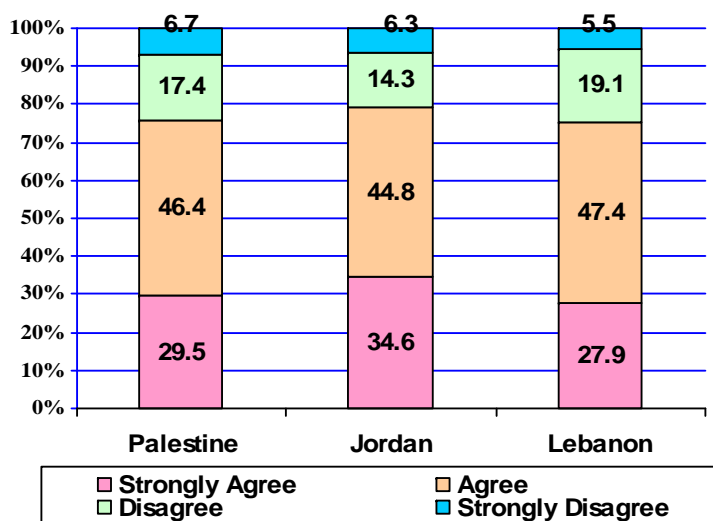
Country	Gender	Q15_5 Supports my curiosity and inquiry				Total	P_value
		Strongly Agree	Agree	Disagree	Strongly Disagree		
Palestine	Male	31.8	45.6	16.2	6.4	100.0	0.162
	Female	32.3	40.9	19.3	7.5	100.0	
	<b>Total</b>	<b>32.1</b>	<b>42.9</b>	<b>17.9</b>	<b>7.0</b>	<b>100.0</b>	
Jordan	Male	31.4	47.3	15.6	5.7	100.0	0.678
	Female	30.7	45.9	18.1	5.3	100.0	
	<b>Total</b>	<b>31.0</b>	<b>46.6</b>	<b>17.0</b>	<b>5.5</b>	<b>100.0</b>	
Lebanon	Male	29.0	52.0	15.1	3.9	100.0	0.014
	Female	33.2	49.6	15.7	1.5	100.0	
	<b>Total</b>	<b>31.2</b>	<b>50.7</b>	<b>15.4</b>	<b>2.7</b>	<b>100.0</b>	

### Q15\_6 Helps me develop my communication skills



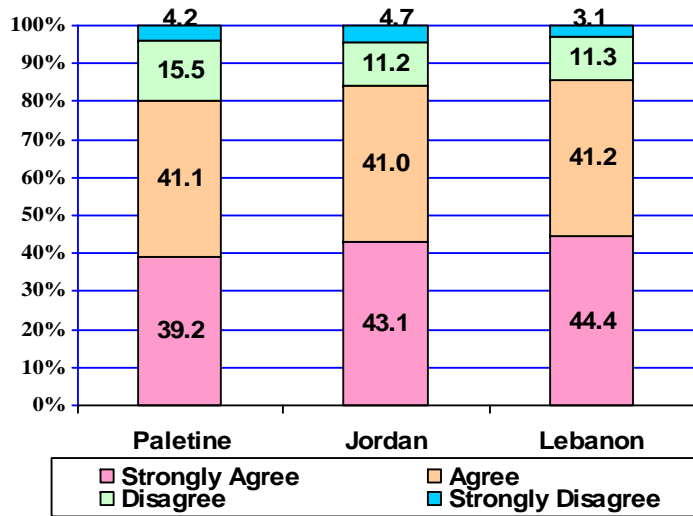
Country	Gender	Q15_6 Helps me develop my communication skills				Total	P_value
		Strongly Agree	Agree	Disagree	Strongly Disagree		
Palestine	Male	29.6	52.5	12.9	5.0	100.0	0.025
	Female	25.4	54.5	16.7	3.4	100.0	
	<b>Total</b>	<b>27.2</b>	<b>53.6</b>	<b>15.1</b>	<b>4.1</b>	<b>100.0</b>	
Jordan	Male	38.5	44.3	12.5	4.7	100.0	0.079
	Female	32.1	49.0	14.7	4.1	100.0	
	<b>Total</b>	<b>34.9</b>	<b>46.9</b>	<b>13.8</b>	<b>4.4</b>	<b>100.0</b>	
Lebanon	Male	32.9	49.3	15.0	2.8	100.0	0.011
	Female	33.9	53.1	12.0	0.9	100.0	
	<b>Total</b>	<b>33.4</b>	<b>51.3</b>	<b>13.4</b>	<b>1.8</b>	<b>100.0</b>	

### Q15\_7 Helps me develop my perseverance and resilience



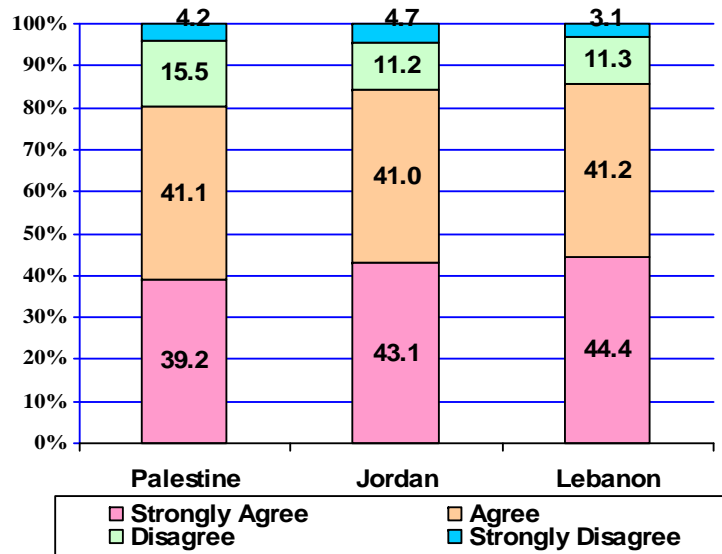
Country	Gender	Q15_7 Helps me develop my perseverance and resilience				Total	P_value
		Strongly Agree	Agree	Disagree	Strongly Disagree		
Palestine	Male	31.0	45.6	15.4	8.0	100.0	0.060
	Female	28.4	47.0	18.9	5.7	100.0	
	<b>Total</b>	<b>29.5</b>	<b>46.4</b>	<b>17.4</b>	<b>6.7</b>	<b>100.0</b>	
Jordan	Male	36.6	42.5	15.1	5.9	100.0	0.354
	Female	33.1	46.6	13.7	6.6	100.0	
	<b>Total</b>	<b>34.6</b>	<b>44.8</b>	<b>14.3</b>	<b>6.3</b>	<b>100.0</b>	
Lebanon	Male	27.4	46.4	20.6	5.6	100.0	0.586
	Female	28.4	48.3	17.8	5.5	100.0	
	<b>Total</b>	<b>27.9</b>	<b>47.4</b>	<b>19.1</b>	<b>5.5</b>	<b>100.0</b>	

**Q15\_8 Helps me build my self confidence**



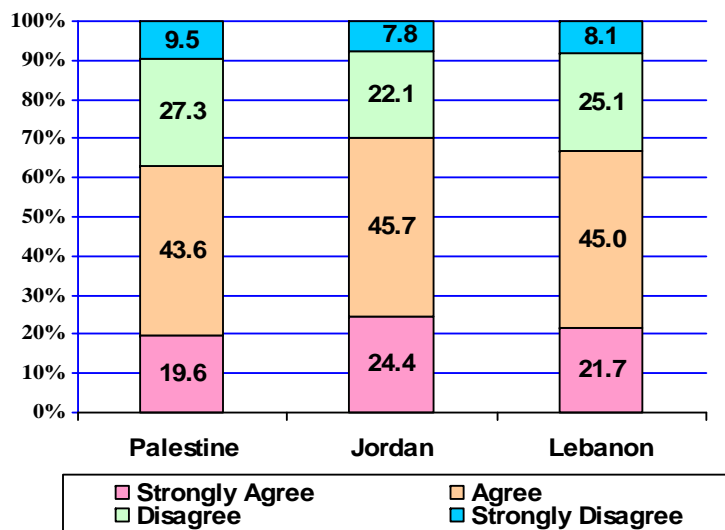
Country	Gender	Q15_8 Helps me build my self confidence				Total	P_value
		Strongly Agree	Agree	Disagree	Strongly Disagree		
Palestine	Male	39.9	39.5	15.6	5.1	100.0	0.365
	Female	38.7	42.3	15.4	3.5	100.0	
	<b>Total</b>	<b>39.2</b>	<b>41.1</b>	<b>15.5</b>	<b>4.2</b>	<b>100.0</b>	
Jordan	Male	43.3	40.6	11.9	4.2	100.0	0.789
	Female	43.0	41.4	10.6	5.1	100.0	
	<b>Total</b>	<b>43.1</b>	<b>41.0</b>	<b>11.2</b>	<b>4.7</b>	<b>100.0</b>	
Lebanon	Male	40.7	43.9	12.4	2.9	100.0	0.041
	Female	47.8	38.8	10.2	3.2	100.0	
	<b>Total</b>	<b>44.4</b>	<b>41.2</b>	<b>11.3</b>	<b>3.1</b>	<b>100.0</b>	

**Q15\_9 Takes into consideration my special learning needs**



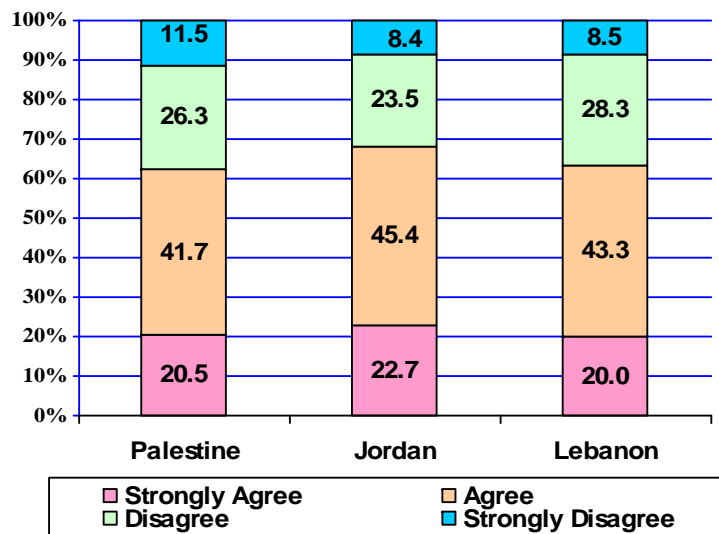
Country	Gender	Q15_9 Takes into consideration my special learning needs				Total	P_value
		Strongly Agree	Agree	Disagree	Strongly Disagree		
Palestine	Male	22.6	46.2	23.1	8.0	100.0	< 0.001
	Female	17.2	41.5	30.6	10.7	100.0	
	<b>Total</b>	<b>19.6</b>	<b>43.6</b>	<b>27.3</b>	<b>9.5</b>	<b>100.0</b>	
Jordan	Male	29.1	44.8	19.7	6.4	100.0	0.002
	Female	20.7	46.3	24.0	8.9	100.0	
	<b>Total</b>	<b>24.4</b>	<b>45.7</b>	<b>22.1</b>	<b>7.8</b>	<b>100.0</b>	
Lebanon	Male	24.5	42.2	24.3	9.0	100.0	0.035
	Female	19.2	47.6	25.8	7.4	100.0	
	<b>Total</b>	<b>21.7</b>	<b>45.0</b>	<b>25.1</b>	<b>8.1</b>	<b>100.0</b>	

### Q15\_10 Takes into consideration my personal interests



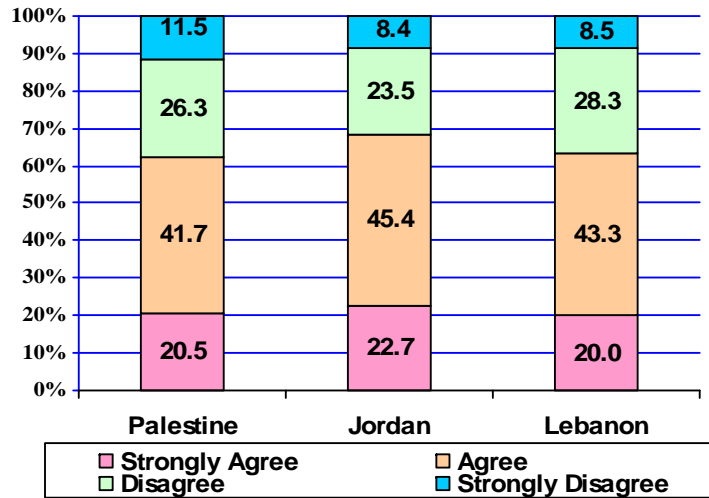
Country	Gender	Q15_10 Takes into consideration my personal interests				Total	P_value
		Strongly Agree	Agree	Disagree	Strongly Disagree		
Palestine	Male	27.5	39.8	20.2	12.5	100.0	< 0.001
	Female	15.1	43.2	31.1	10.5	100.0	
	<b>Total</b>	<b>20.5</b>	<b>41.7</b>	<b>26.4</b>	<b>11.4</b>	<b>100.0</b>	
Jordan	Male	25.6	46.1	20.8	7.5	100.0	0.037
	Female	20.4	44.9	25.7	9.1	100.0	
	<b>Total</b>	<b>22.7</b>	<b>45.4</b>	<b>23.5</b>	<b>8.4</b>	<b>100.0</b>	
Lebanon	Male	23.5	40.0	27.1	9.4	100.0	0.003
	Female	16.8	46.3	29.3	7.7	100.0	
	<b>Total</b>	<b>20.0</b>	<b>43.3</b>	<b>28.3</b>	<b>8.5</b>	<b>100.0</b>	

### Q15\_11 Recognizes my successes and accomplishments



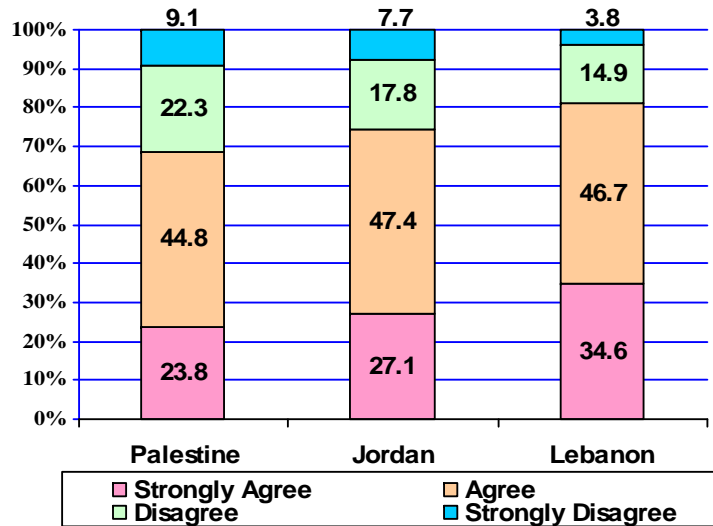
Country	Gender	Q15_11 Recognizes my successes and accomplishments				Total	P_value
		Strongly Agree	Agree	Disagree	Strongly Disagree		
Palestine	Male	25.5	45.8	19.3	9.5	100.0	0.060
	Female	22.4	44.1	24.7	8.9	100.0	
	<b>Total</b>	<b>23.7</b>	<b>44.8</b>	<b>22.3</b>	<b>9.1</b>	<b>100.0</b>	
Jordan	Male	29.5	46.2	17.1	7.2	100.0	0.346
	Female	25.1	48.4	18.4	8.1	100.0	
	<b>Total</b>	<b>27.1</b>	<b>47.4</b>	<b>17.8</b>	<b>7.7</b>	<b>100.0</b>	
Lebanon	Male	34.0	47.7	14.3	4.1	100.0	0.803
	Female	35.1	45.8	15.5	3.6	100.0	
	<b>Total</b>	<b>34.6</b>	<b>46.7</b>	<b>14.9</b>	<b>3.8</b>	<b>100.0</b>	

**Q15\_11 Recognizes my successes and accomplishments**



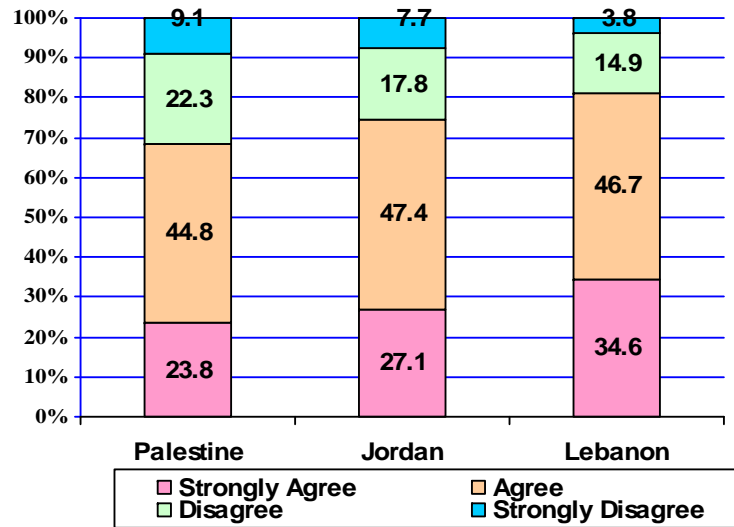
Country	Gender	Q15_11 Recognizes my successes and accomplishments				Total	P_value
		Strongly Agree	Agree	Disagree	Strongly Disagree		
Palestine	Male	25.5	45.8	19.3	9.5	100.0	0.060
	Female	22.4	44.1	24.7	8.9	100.0	
	<b>Total</b>	<b>23.7</b>	<b>44.8</b>	<b>22.3</b>	<b>9.1</b>	<b>100.0</b>	
Jordan	Male	29.5	46.2	17.1	7.2	100.0	0.346
	Female	25.1	48.4	18.4	8.1	100.0	
	<b>Total</b>	<b>27.1</b>	<b>47.4</b>	<b>17.8</b>	<b>7.7</b>	<b>100.0</b>	
Lebanon	Male	34.0	47.7	14.3	4.1	100.0	0.803
	Female	35.1	45.8	15.5	3.6	100.0	
	<b>Total</b>	<b>34.6</b>	<b>46.7</b>	<b>14.9</b>	<b>3.8</b>	<b>100.0</b>	

**Q15\_12 Increases tension between me and my friends**



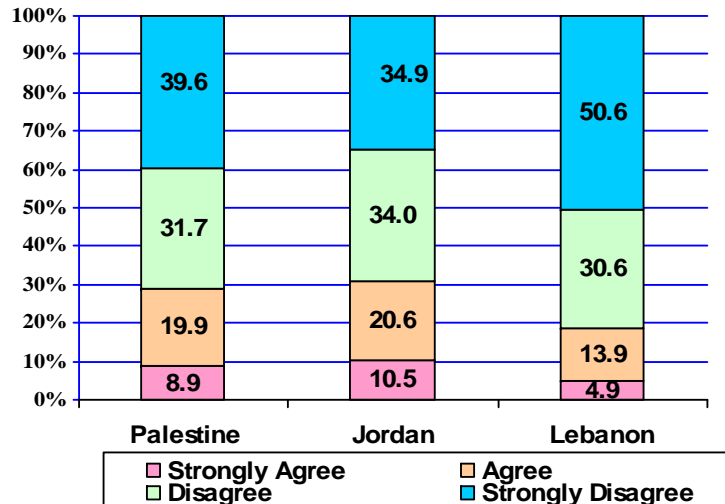
Country	Gender	Q15_12 Increases tension between me and my friends				Total	P_value
		Strongly Agree	Agree	Disagree	Strongly Disagree		
Palestine	Male	13.8	24.5	34.6	27.1	100.0	< 0.001
	Female	7.4	19.5	37.6	35.6	100.0	
	<b>Total</b>	<b>10.1</b>	<b>21.7</b>	<b>36.3</b>	<b>31.9</b>	<b>100.0</b>	
Jordan	Male	15.6	28.9	28.8	26.8	100.0	< 0.001
	Female	11.7	19.4	39.0	29.9	100.0	
	<b>Total</b>	<b>13.4</b>	<b>23.6</b>	<b>34.5</b>	<b>28.5</b>	<b>100.0</b>	
Lebanon	Male	6.6	12.8	30.2	50.4	100.0	0.001
	Female	2.8	10.9	35.5	50.8	100.0	
	<b>Total</b>	<b>4.6</b>	<b>11.8</b>	<b>33.0</b>	<b>50.6</b>	<b>100.0</b>	

**Q15\_12 Increases tension between me and my friends**



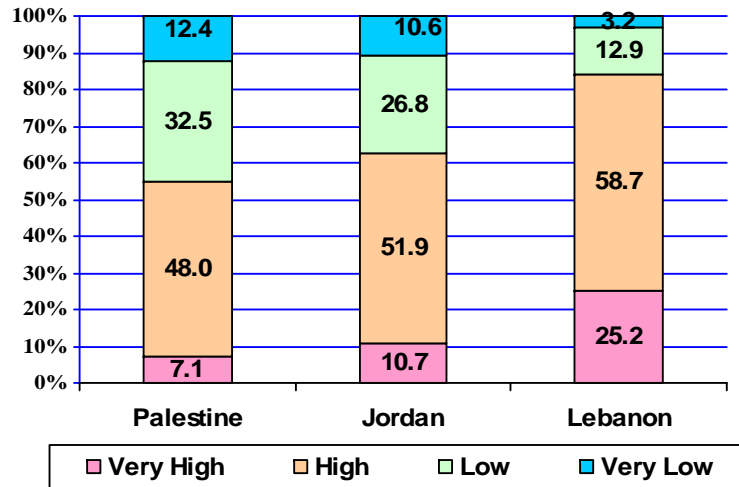
Country	Gender	Q15_12 Increases tension between me and my friends				Total	P_value
		Strongly Agree	Agree	Disagree	Strongly Disagree		
Palestine	Male	13.8	24.5	34.6	27.1	100.0	< 0.001
	Female	7.4	19.5	37.6	35.6	100.0	
	<b>Total</b>	<b>10.1</b>	<b>21.7</b>	<b>36.3</b>	<b>31.9</b>	<b>100.0</b>	
Jordan	Male	15.6	28.9	28.8	26.8	100.0	< 0.001
	Female	11.7	19.4	39.0	29.9	100.0	
	<b>Total</b>	<b>13.4</b>	<b>23.6</b>	<b>34.5</b>	<b>28.5</b>	<b>100.0</b>	
Lebanon	Male	6.6	12.8	30.2	50.4	100.0	0.001
	Female	2.8	10.9	35.5	50.8	100.0	
	<b>Total</b>	<b>4.6</b>	<b>11.8</b>	<b>33.0</b>	<b>50.6</b>	<b>100.0</b>	

**Q15\_13 Causes me anxiety and fear**



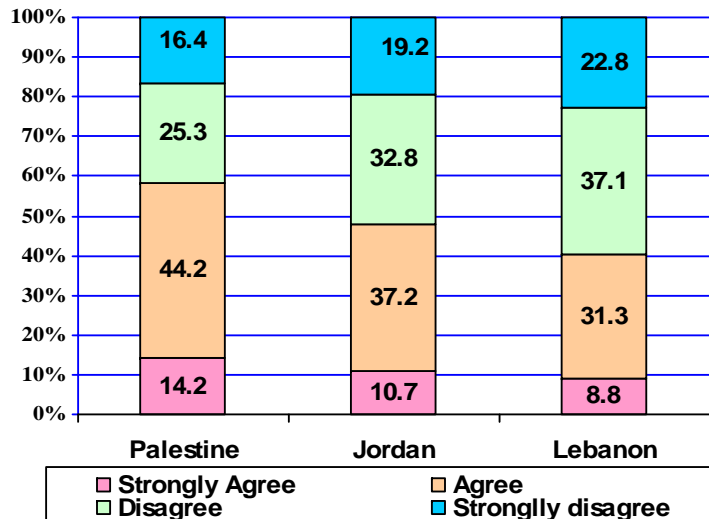
Country	Gender	Q15_13 Causes me anxiety and fear				Total	P_value
		Strongly Agree	Agree	Disagree	Strongly Disagree		
Palestine	Male	10.0	20.1	28.5	41.5	100.0	0.072
	Female	8.0	19.8	34.1	38.1	100.0	
	<b>Total</b>	<b>8.9</b>	<b>19.9</b>	<b>31.7</b>	<b>39.6</b>	<b>100.0</b>	
Jordan	Male	11.9	21.7	29.6	36.8	100.0	0.021
	Female	9.4	19.7	37.5	33.5	100.0	
	<b>Total</b>	<b>10.5</b>	<b>20.6</b>	<b>34.0</b>	<b>34.9</b>	<b>100.0</b>	
Lebanon	Male	7.1	14.2	29.9	48.7	100.0	0.001
	Female	2.8	13.7	31.2	52.4	100.0	
	<b>Total</b>	<b>4.9</b>	<b>13.9</b>	<b>30.6</b>	<b>50.6</b>	<b>100.0</b>	

**Q16 In General, my satisfaction with the teaching methods in my school is:**



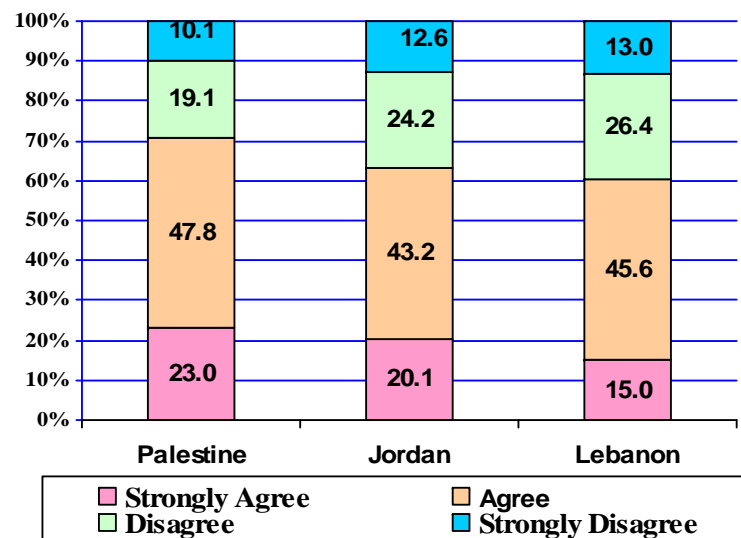
Country	Gender	Q16 In general, my satisfaction with the teaching methods in my school is:				Total	P_value
		Very High	High	Low	Very Low		
Palestine	Male	9.4	49.4	28.1	13.1	100.0	< 0.001
	Female	5.3	46.9	35.8	12.0	100.0	
	<b>Total</b>	<b>7.1</b>	<b>48.0</b>	<b>32.5</b>	<b>12.4</b>	<b>100.0</b>	
Jordan	Male	15.2	49.1	24.6	11.1	100.0	< 0.001
	Female	7.2	54.1	28.5	10.1	100.0	
	<b>Total</b>	<b>10.7</b>	<b>51.9</b>	<b>26.8</b>	<b>10.6</b>	<b>100.0</b>	
Lebanon	Male	26.6	55.7	13.0	4.7	100.0	0.006
	Female	24.0	61.4	12.8	1.8	100.0	
	<b>Total</b>	<b>25.2</b>	<b>58.7</b>	<b>12.9</b>	<b>3.2</b>	<b>100.0</b>	

**Q17 Rate your agreement on the following statements:  
Q17\_1 My school educates me to adopt a healthy life style.**



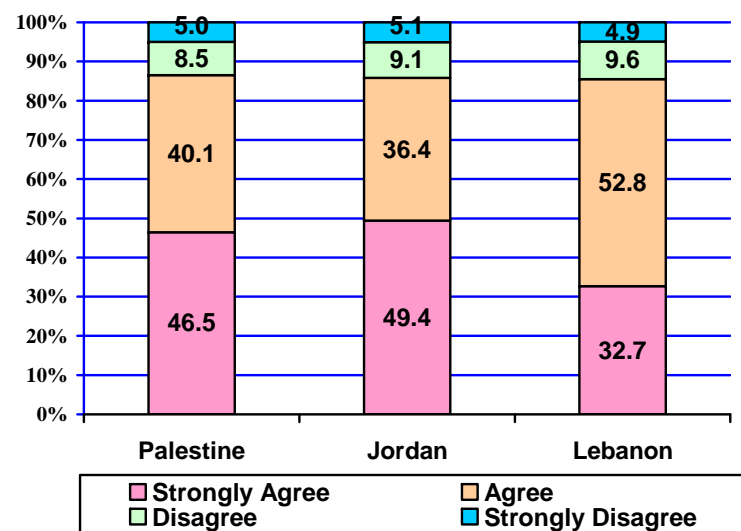
Country	Gender	Q17_1 My school educates me to adopt a healthy life style.				Total	P_value
		Very High	High	Low	Very Low		
Palestine	Male	17.4	45.0	20.2	17.4	100.0	< 0.001
	Female	11.6	43.6	29.2	15.6	100.0	
	<b>Total</b>	<b>14.2</b>	<b>44.2</b>	<b>25.3</b>	<b>16.4</b>	<b>100.0</b>	
Jordan	Male	12.9	39.3	28.4	19.4	100.0	0.007
	Female	9.0	35.6	36.3	19.1	100.0	
	<b>Total</b>	<b>10.7</b>	<b>37.2</b>	<b>32.8</b>	<b>19.2</b>	<b>100.0</b>	
Lebanon	Male	10.2	30.0	33.3	26.5	100.0	0.001
	Female	7.5	32.4	40.6	19.4	100.0	
	<b>Total</b>	<b>8.8</b>	<b>31.3</b>	<b>37.1</b>	<b>22.8</b>	<b>100.0</b>	

### Q17\_2 My school helps me take more responsibility towards my own health.



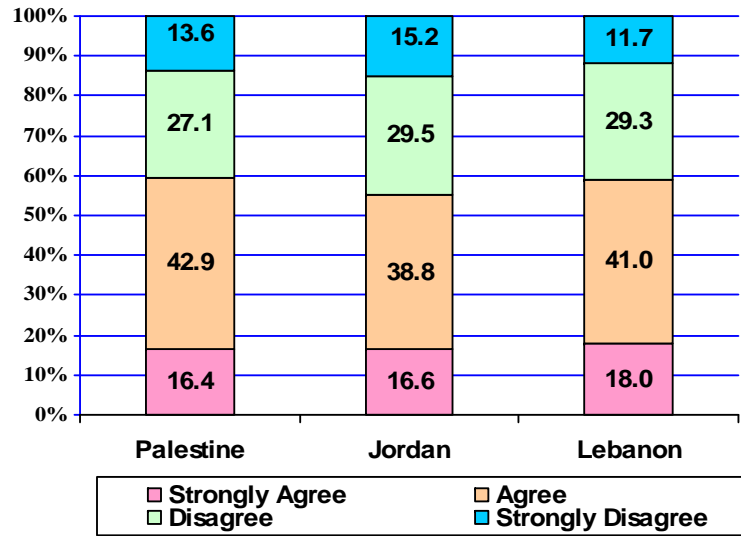
Country	Gender	Q17_2 My school helps me take more responsibility towards my own health.				Total	P_value
		Strongly Agree	Agree	Disagree	Strongly Disagree		
Palestine	Male	24.3	47.7	19.7	8.3	100.0	0.131
	Female	22.0	47.8	18.7	11.6	100.0	
	<b>Total</b>	<b>23.0</b>	<b>47.7</b>	<b>19.1</b>	<b>10.1</b>	<b>100.0</b>	
Jordan	Male	24.4	40.5	22.6	12.5	100.0	0.004
	Female	16.6	45.3	25.5	12.6	100.0	
	<b>Total</b>	<b>20.1</b>	<b>43.2</b>	<b>24.2</b>	<b>12.6</b>	<b>100.0</b>	
Lebanon	Male	14.9	44.1	24.3	16.6	100.0	0.001
	Female	15.1	46.9	28.4	9.7	100.0	
	<b>Total</b>	<b>15.0</b>	<b>45.6</b>	<b>26.4</b>	<b>13.0</b>	<b>100.0</b>	

### Q17\_3 My school motivates me to take care of my personal hygiene.



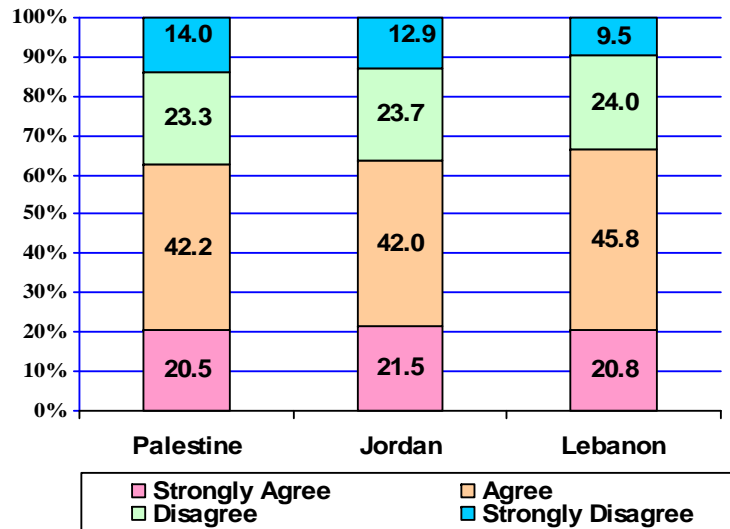
Country	Gender	Q17_3 My school motivates me to take care of my personal hygiene.				Total	P_value
		Strongly Agree	Agree	Disagree	Strongly Disagree		
Palestine	Male	42.1	37.3	12.7	7.9	100.0	< 0.001
	Female	49.8	42.2	5.2	2.7	100.0	
	<b>Total</b>	<b>46.5</b>	<b>40.1</b>	<b>8.5</b>	<b>5.0</b>	<b>100.0</b>	
Jordan	Male	46.2	35.1	10.7	8.0	100.0	< 0.001
	Female	51.9	37.5	7.8	2.8	100.0	
	<b>Total</b>	<b>49.4</b>	<b>36.4</b>	<b>9.1</b>	<b>5.1</b>	<b>100.0</b>	
Lebanon	Male	29.6	52.5	10.9	7.0	100.0	< 0.001
	Female	35.5	53.1	8.4	2.9	100.0	
	<b>Total</b>	<b>32.7</b>	<b>52.8</b>	<b>9.6</b>	<b>4.9</b>	<b>100.0</b>	

**Q17\_4 My school teaches me how to deal with psychological pressures.**



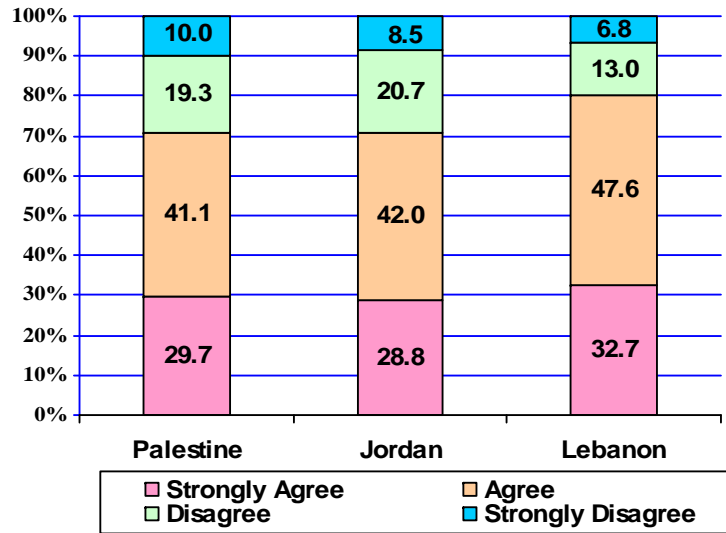
Country	Gender	Q17_4 My school teaches me how to deal with psychological pressures.				Total	P_value
		Strongly Agree	Agree	Disagree	Strongly Disagree		
Palestine	Male	19.3	44.4	23.0	13.4	100.0	0.001
	Female	14.2	41.7	30.3	13.8	100.0	
	<b>Total</b>	<b>16.4</b>	<b>42.9</b>	<b>27.1</b>	<b>13.6</b>	<b>100.0</b>	
Jordan	Male	20.1	37.6	27.6	14.7	100.0	0.022
	Female	13.8	39.7	30.9	15.5	100.0	
	<b>Total</b>	<b>16.6</b>	<b>38.8</b>	<b>29.5</b>	<b>15.2</b>	<b>100.0</b>	
Lebanon	Male	17.8	38.0	29.2	15.0	100.0	0.001
	Female	18.2	43.8	29.3	8.7	100.0	
	<b>Total</b>	<b>18.0</b>	<b>41.0</b>	<b>29.3</b>	<b>11.7</b>	<b>100.0</b>	

**Q17\_5 My school helps me deal with my life problems.**



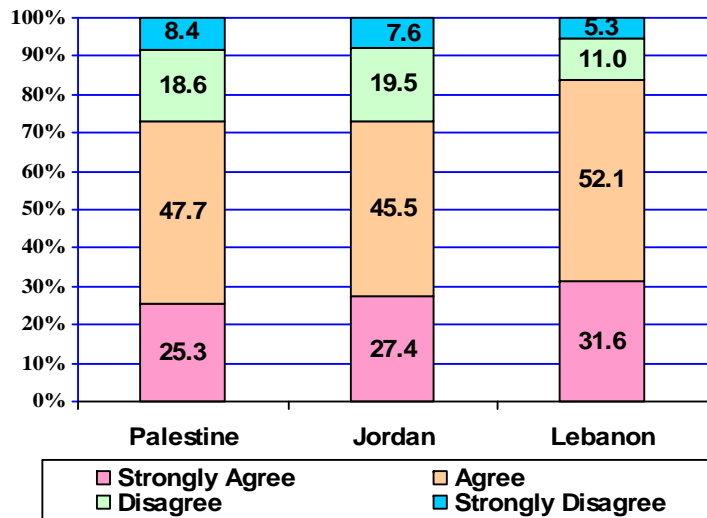
Country	Gender	Q17_5 My school helps me deal with my life problems.				Total	P_value
		Strongly Agree	Agree	Disagree	Strongly Disagree		
Palestine	Male	25.1	37.2	21.8	15.9	100.0	< 0.001
	Female	16.9	45.9	24.5	12.6	100.0	
	<b>Total</b>	<b>20.5</b>	<b>42.2</b>	<b>23.3</b>	<b>14.0</b>	<b>100.0</b>	
Jordan	Male	26.9	38.6	22.2	12.2	100.0	< 0.001
	Female	17.1	44.6	24.8	13.4	100.0	
	<b>Total</b>	<b>21.5</b>	<b>42.0</b>	<b>23.7</b>	<b>12.9</b>	<b>100.0</b>	
Lebanon	Male	22.7	41.4	24.8	11.2	100.0	0.006
	Female	19.1	49.7	23.3	7.9	100.0	
	<b>Total</b>	<b>20.8</b>	<b>45.8</b>	<b>24.0</b>	<b>9.5</b>	<b>100.0</b>	

**Q17\_6 My school teaches me how to express myself quietly and peacefully.**



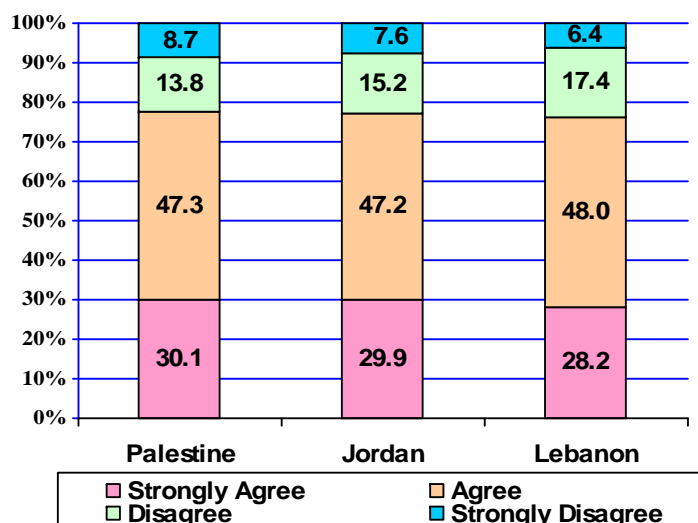
Country	Gender	Q17_6 My school teaches me how to express myself quietly and peacefully.				Total	P_value
		Strongly Agree	Agree	Disagree	Strongly Disagree		
Palestine	Male	33.7	41.1	15.2	9.9	100.0	< 0.001
	Female	26.6	41.0	22.4	10.0	100.0	
	<b>Total</b>	<b>29.7</b>	<b>41.0</b>	<b>19.3</b>	<b>10.0</b>	<b>100.0</b>	
Jordan	Male	31.3	40.5	20.3	7.9	100.0	0.322
	Female	26.8	43.2	21.0	9.0	100.0	
	<b>Total</b>	<b>28.8</b>	<b>42.0</b>	<b>20.7</b>	<b>8.5</b>	<b>100.0</b>	
Lebanon	Male	32.5	46.2	13.0	8.3	100.0	0.191
	Female	32.8	48.8	12.9	5.5	100.0	
	<b>Total</b>	<b>32.7</b>	<b>47.6</b>	<b>13.0</b>	<b>6.8</b>	<b>100.0</b>	

**Q17\_7 My school helps me develop my communication skills with others.**



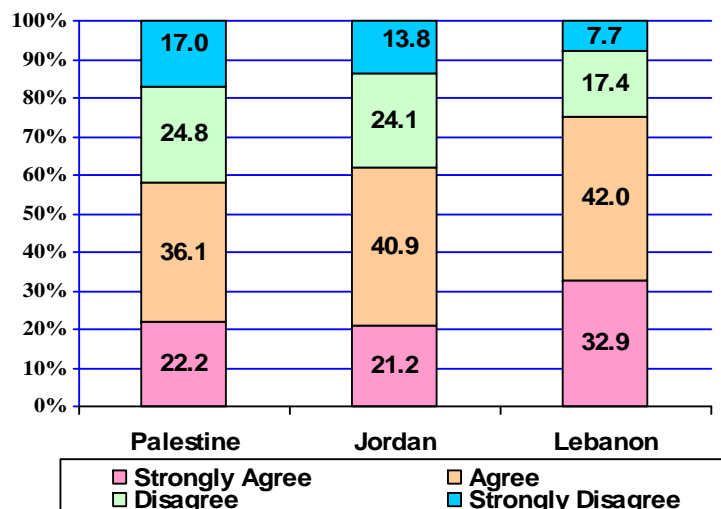
Country	Gender	Q17_7 My school helps me develop my communication skills with others.				Total	P_value
		Strongly Agree	Agree	Disagree	Strongly Disagree		
Palestine	Male	29.4	44.4	17.4	8.8	100.0	0.007
	Female	22.3	50.2	19.4	8.0	100.0	
	<b>Total</b>	<b>25.4</b>	<b>47.7</b>	<b>18.6</b>	<b>8.4</b>	<b>100.0</b>	
Jordan	Male	31.4	43.3	18.1	7.2	100.0	0.030
	Female	24.2	47.3	20.6	8.0	100.0	
	<b>Total</b>	<b>27.4</b>	<b>45.5</b>	<b>19.5</b>	<b>7.6</b>	<b>100.0</b>	
Lebanon	Male	28.5	51.8	12.3	7.4	100.0	< 0.001
	Female	34.5	52.4	9.7	3.3	100.0	
	<b>Total</b>	<b>31.6</b>	<b>52.1</b>	<b>11.0</b>	<b>5.3</b>	<b>100.0</b>	

### Q17\_8 My school promotes my interests in helping others.



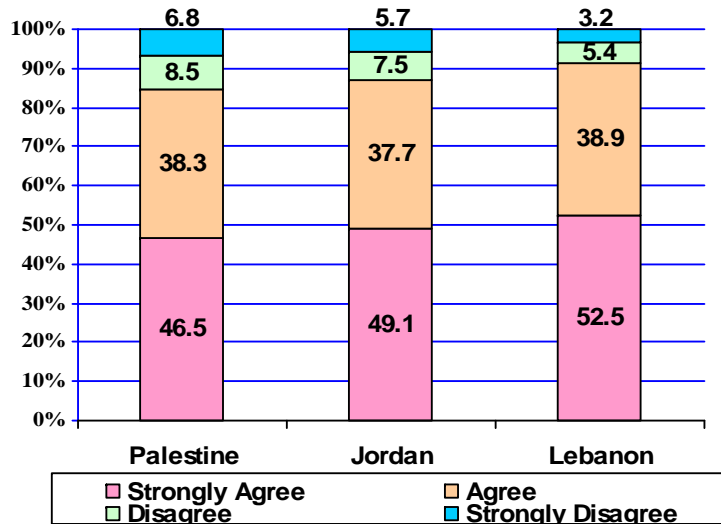
Country	Gender	Q17_8 My school promotes my interests in helping others.				Total	P_value
		Strongly Agree	Agree	Disagree	Strongly Disagree		
Palestine	Male	31.9	43.3	15.6	9.1	100.0	0.026
	Female	28.7	50.5	12.4	8.4	100.0	
	<b>Total</b>	<b>30.1</b>	<b>47.4</b>	<b>13.8</b>	<b>8.7</b>	<b>100.0</b>	
Jordan	Male	32.6	45.0	14.0	8.4	100.0	0.136
	Female	27.8	49.0	16.2	7.0	100.0	
	<b>Total</b>	<b>29.9</b>	<b>47.2</b>	<b>15.2</b>	<b>7.6</b>	<b>100.0</b>	
Lebanon	Male	25.9	46.5	19.3	8.3	100.0	0.003
	Female	30.3	49.4	15.6	4.6	100.0	
	<b>Total</b>	<b>28.2</b>	<b>48.0</b>	<b>17.4</b>	<b>6.4</b>	<b>100.0</b>	

### Q17\_9 My school allows me to express my opinion freely.



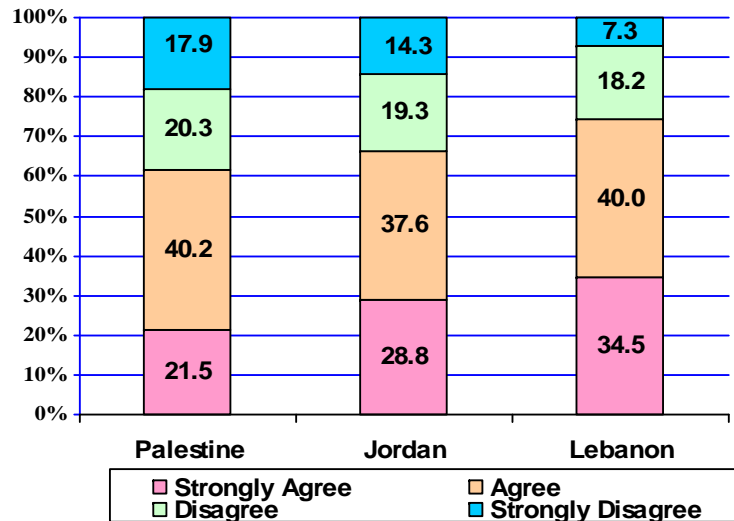
Country	Gender	Q17_9 My school allows me to express my opinion freely.				Total	P_value
		Strongly Agree	Agree	Disagree	Strongly Disagree		
Palestine	Male	26.2	38.3	21.9	13.6	100.0	< 0.001
	Female	19.0	34.4	26.9	19.6	100.0	
	<b>Total</b>	<b>22.1</b>	<b>36.1</b>	<b>24.7</b>	<b>17.0</b>	<b>100.0</b>	
Jordan	Male	25.1	41.0	22.2	11.7	100.0	0.006
	Female	18.2	40.8	25.6	15.4	100.0	
	<b>Total</b>	<b>21.2</b>	<b>40.9</b>	<b>24.1</b>	<b>13.8</b>	<b>100.0</b>	
Lebanon	Male	34.4	39.2	16.2	10.2	100.0	0.001
	Female	31.5	44.6	18.6	5.4	100.0	
	<b>Total</b>	<b>32.9</b>	<b>42.0</b>	<b>17.4</b>	<b>7.7</b>	<b>100.0</b>	

**Q17\_10 My school respects my religion, values and culture.**



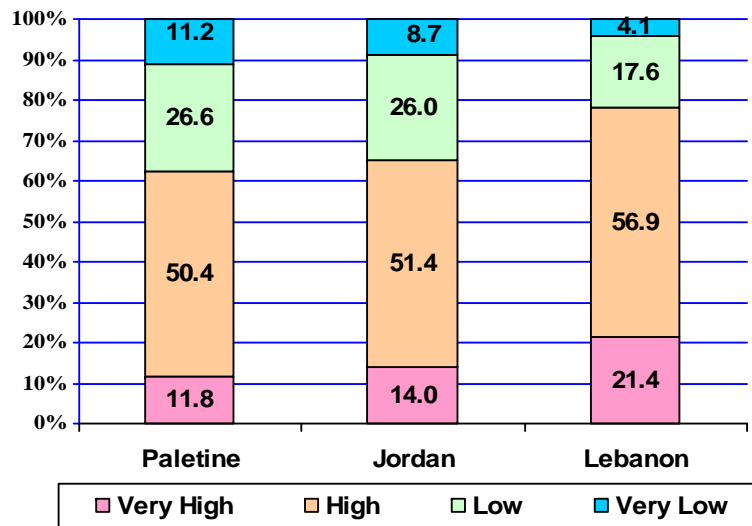
Country	Gender	Q17_10 My school respects my religion, values and culture.				Total	P_value
		Strongly Agree	Agree	Disagree	Strongly Disagree		
Palestine	Male	49.2	34.5	7.9	8.4	100.0	0.005
	Female	44.4	41.1	9.1	5.4	100.0	
	<b>Total</b>	<b>46.5</b>	<b>38.2</b>	<b>8.6</b>	<b>6.7</b>	<b>100.0</b>	
Jordan	Male	48.7	36.7	7.9	6.7	100.0	0.492
	Female	49.4	38.5	7.2	4.9	100.0	
	<b>Total</b>	<b>49.1</b>	<b>37.7</b>	<b>7.5</b>	<b>5.7</b>	<b>100.0</b>	
Lebanon	Male	51.9	38.9	5.0	4.2	100.0	0.203
	Female	53.0	39.0	5.7	2.3	100.0	
	<b>Total</b>	<b>52.5</b>	<b>38.9</b>	<b>5.4</b>	<b>3.2</b>	<b>100.0</b>	

**Q17\_11 My school respects my privacy.**



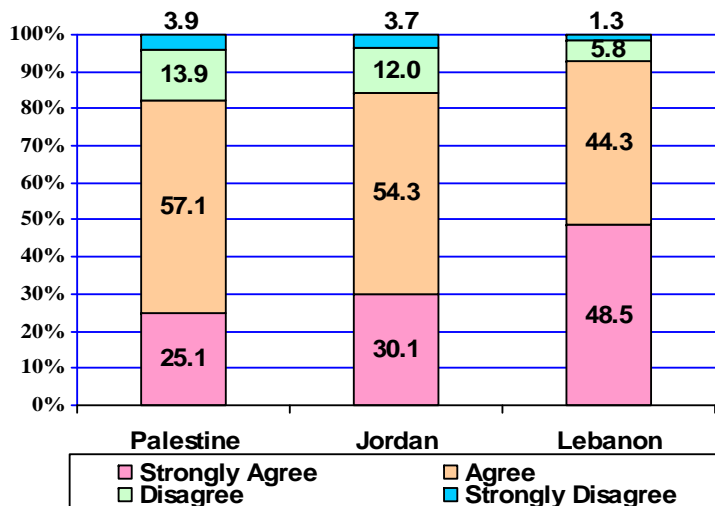
Country	Gender	Q17_11 My school respects my privacy.				Total	P_value
		Strongly Agree	Agree	Disagree	Strongly Disagree		
Palestine	Male	26.9	39.8	16.4	16.9	100.0	< 0.001
	Female	17.5	40.5	23.3	18.7	100.0	
	<b>Total</b>	<b>21.5</b>	<b>40.2</b>	<b>20.3</b>	<b>17.9</b>	<b>100.0</b>	
Jordan	Male	31.8	37.5	18.1	12.7	100.0	0.109
	Female	26.4	37.7	20.3	15.5	100.0	
	<b>Total</b>	<b>28.8</b>	<b>37.6</b>	<b>19.3</b>	<b>14.3</b>	<b>100.0</b>	
Lebanon	Male	36.0	37.0	18.4	8.6	100.0	0.055
	Female	33.2	42.8	17.9	6.0	100.0	
	<b>Total</b>	<b>34.5</b>	<b>40.0</b>	<b>18.2</b>	<b>7.3</b>	<b>100.0</b>	

**Q18 In general, my satisfaction with my school in developing healthy behavior:**



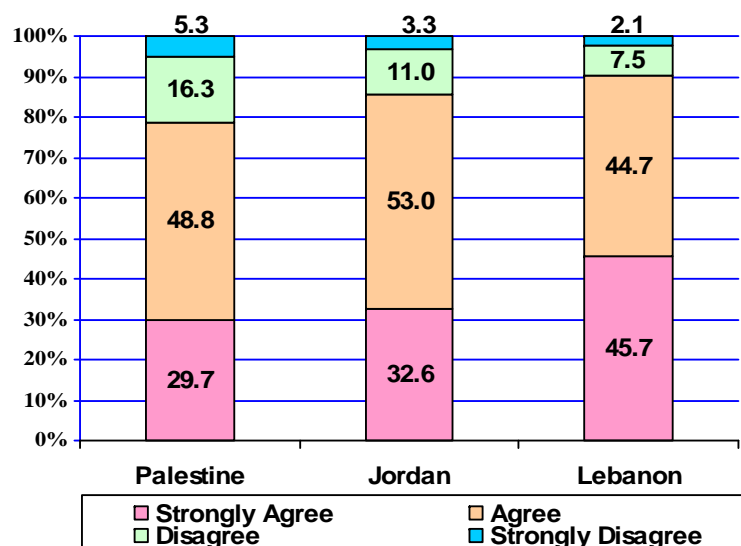
Country	Gender	Q18 In general, my satisfaction with my school in developing healthy behavior:				Total	P_value
		Very High	High	Low	Very Low		
Palestine	Male	16.6	48.7	23.7	11.0	100.0	< 0.001
	Female	8.0	51.8	28.8	11.4	100.0	
	<b>Total</b>	<b>11.8</b>	<b>50.4</b>	<b>26.6</b>	<b>11.2</b>	<b>100.0</b>	
Jordan	Male	19.1	49.6	21.9	9.4	100.0	< 0.001
	Female	10.0	52.8	29.1	8.1	100.0	
	<b>Total</b>	<b>14.0</b>	<b>51.4</b>	<b>26.0</b>	<b>8.7</b>	<b>100.0</b>	
Lebanon	Male	21.0	52.7	20.4	5.8	100.0	< 0.001
	Female	21.7	60.6	15.1	2.6	100.0	
	<b>Total</b>	<b>21.4</b>	<b>56.9</b>	<b>17.6</b>	<b>4.1</b>	<b>100.0</b>	

**Q19 Rate your agreement on the following statements. School exams measure my ability to:  
Q19\_1 Think and analyze**



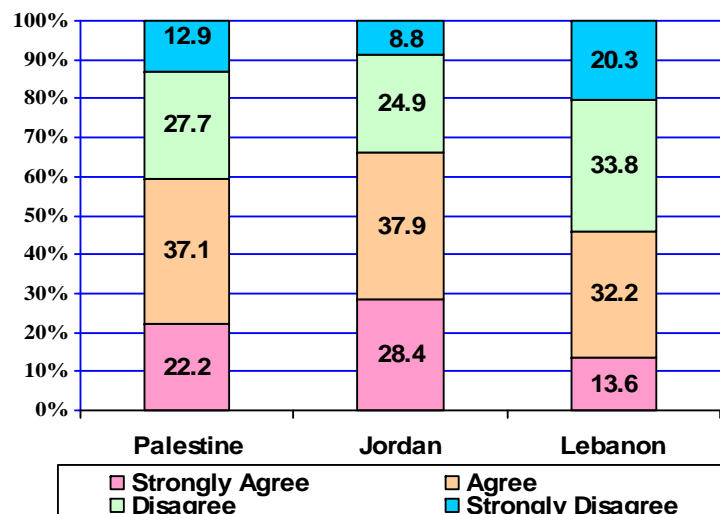
Country	Gender	Q19_1 Think and analyze				Total	P_value
		Strongly Agree	Agree	Disagree	Strongly Disagree		
Palestine	Male	24.2	58.2	13.5	4.1	100.0	0.773
	Female	25.9	56.1	14.3	3.7	100.0	
	<b>Total</b>	<b>25.2</b>	<b>57.0</b>	<b>13.9</b>	<b>3.9</b>	<b>100.0</b>	
Jordan	Male	32.9	50.8	11.5	4.7	100.0	0.041
	Female	27.8	57.0	12.4	2.9	100.0	
	<b>Total</b>	<b>30.1</b>	<b>54.3</b>	<b>12.0</b>	<b>3.7</b>	<b>100.0</b>	
Lebanon	Male	48.8	41.8	7.4	2.0	100.0	0.008
	Female	48.3	46.6	4.4	0.8	100.0	
	<b>Total</b>	<b>48.5</b>	<b>44.3</b>	<b>5.8</b>	<b>1.3</b>	<b>100.0</b>	

### Q19\_2 Understand and comprehending the subject matter



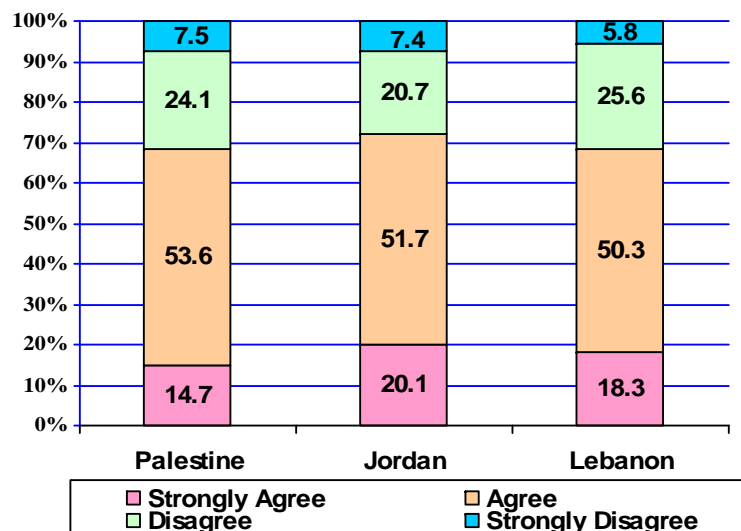
Country	Gender	Q19_2 Understand and comprehending the subject matter				Total	P_value
		Strongly Agree	Agree	Disagree	Strongly Disagree		
Palestine	Male	29.4	48.4	16.3	5.9	100.0	0.850
	Female	29.9	49.0	16.2	4.9	100.0	
	<b>Total</b>	<b>29.7</b>	<b>48.7</b>	<b>16.3</b>	<b>5.3</b>	<b>100.0</b>	
Jordan	Male	35.3	48.0	12.7	4.0	100.0	0.009
	Female	30.5	57.0	9.7	2.8	100.0	
	<b>Total</b>	<b>32.6</b>	<b>53.0</b>	<b>11.0</b>	<b>3.3</b>	<b>100.0</b>	
Lebanon	Male	42.4	44.8	9.7	3.2	100.0	< 0.001
	Female	48.7	44.6	5.6	1.0	100.0	
	<b>Total</b>	<b>45.7</b>	<b>44.7</b>	<b>7.5</b>	<b>2.1</b>	<b>100.0</b>	

### Q19\_3 Memorize



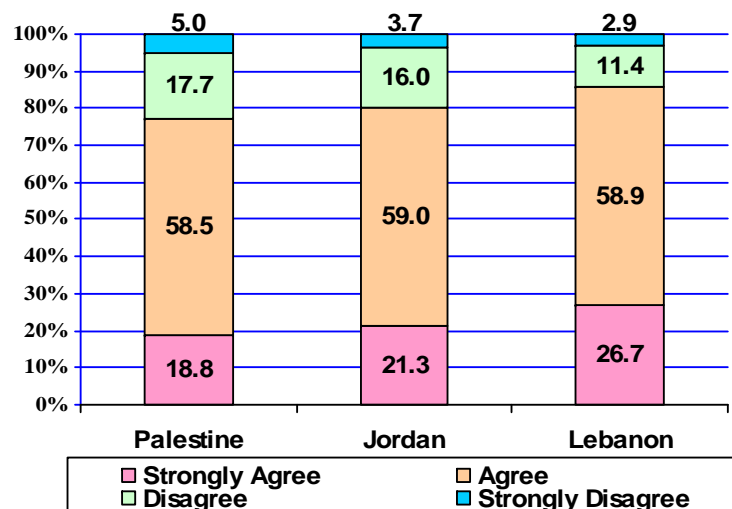
Country	Gender	Q19_3 Memorize				Total	P_value
		Strongly Agree	Agree	Disagree	Strongly Disagree		
Palestine	Male	19.7	36.9	29.4	14.0	100.0	0.109
	Female	24.1	37.3	26.4	12.2	100.0	
	<b>Total</b>	<b>22.2</b>	<b>37.1</b>	<b>27.7</b>	<b>12.9</b>	<b>100.0</b>	
Jordan	Male	28.3	40.8	21.4	9.5	100.0	0.042
	Female	28.6	35.6	27.6	8.2	100.0	
	<b>Total</b>	<b>28.4</b>	<b>37.9</b>	<b>24.9</b>	<b>8.8</b>	<b>100.0</b>	
Lebanon	Male	15.3	30.1	34.0	20.6	100.0	0.201
	Female	12.2	34.2	33.7	20.0	100.0	
	<b>Total</b>	<b>13.6</b>	<b>32.2</b>	<b>33.8</b>	<b>20.3</b>	<b>100.0</b>	

**Q20 My school grades are a true reflection of my learning abilities.**



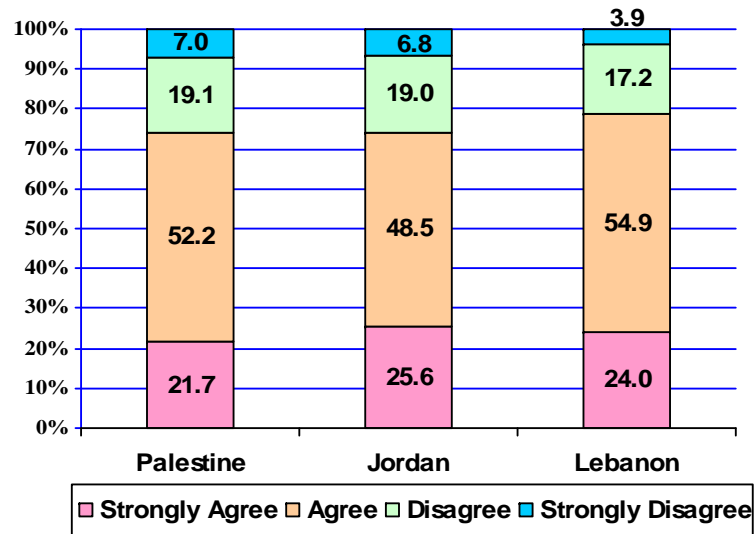
Country	Gender	Q20 My school grades are a true reflection of my learning abilities.				Total	P_value
		Strongly Agree	Agree	Disagree	Strongly Disagree		
Palestine	Male	15.2	52.9	22.3	9.6	100.0	0.026
	Female	14.4	54.1	25.6	5.9	100.0	
	<b>Total</b>	<b>14.8</b>	<b>53.6</b>	<b>24.2</b>	<b>7.5</b>	<b>100.0</b>	
Jordan	Male	23.3	55.0	15.9	5.7	100.0	< 0.001
	Female	17.6	49.1	24.5	8.8	100.0	
	<b>Total</b>	<b>20.1</b>	<b>51.7</b>	<b>20.7</b>	<b>7.4</b>	<b>100.0</b>	
Lebanon	Male	17.3	47.2	27.9	7.5	100.0	0.005
	Female	19.1	53.1	23.5	4.2	100.0	
	<b>Total</b>	<b>18.3</b>	<b>50.3</b>	<b>25.6</b>	<b>5.8</b>	<b>100.0</b>	

**Q21 The current student evaluation:  
Q21\_1 Motivates me to learn more**



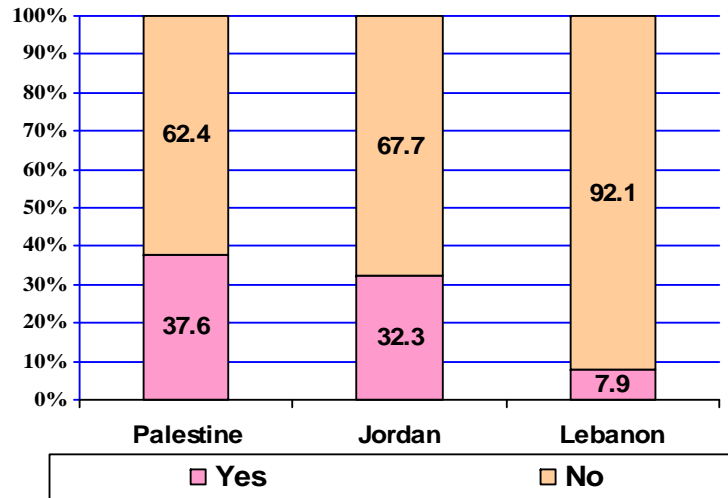
Country	Gender	Q21_1 Motivates me to learn more				Total	P_value
		Strongly Agree	Agree	Disagree	Strongly Disagree		
Palestine	Male	18.6	59.8	16.0	5.6	100.0	0.336
	Female	19.0	57.6	19.0	4.5	100.0	
	<b>Total</b>	<b>18.8</b>	<b>58.5</b>	<b>17.7</b>	<b>5.0</b>	<b>100.0</b>	
Jordan	Male	22.3	59.0	15.1	3.7	100.0	0.796
	Female	20.6	59.0	16.7	3.7	100.0	
	<b>Total</b>	<b>21.3</b>	<b>59.0</b>	<b>16.0</b>	<b>3.7</b>	<b>100.0</b>	
Lebanon	Male	23.8	58.6	13.9	3.7	100.0	0.002
	Female	29.4	59.3	9.1	2.2	100.0	
	<b>Total</b>	<b>26.7</b>	<b>58.9</b>	<b>11.4</b>	<b>2.9</b>	<b>100.0</b>	

### Q21\_2 Helps me develop my ability to think creatively



Country	Gender	Q21_2 Helps me develop my ability to think creatively				Total	P_value
		Strongly Agree	Agree	Disagree	Strongly Disagree		
Palestine	Male	20.7	55.2	15.4	8.7	100.0	0.001
	Female	22.5	49.7	22.0	5.8	100.0	
	<b>Total</b>	<b>21.7</b>	<b>52.1</b>	<b>19.1</b>	<b>7.1</b>	<b>100.0</b>	
Jordan	Male	29.1	46.9	16.2	7.7	100.0	0.010
	Female	22.8	49.8	21.2	6.1	100.0	
	<b>Total</b>	<b>25.6</b>	<b>48.5</b>	<b>19.0</b>	<b>6.8</b>	<b>100.0</b>	
Lebanon	Male	21.4	54.9	19.0	4.6	100.0	0.040
	Female	26.3	54.9	15.5	3.2	100.0	
	<b>Total</b>	<b>24.0</b>	<b>54.9</b>	<b>17.2</b>	<b>3.9</b>	<b>100.0</b>	

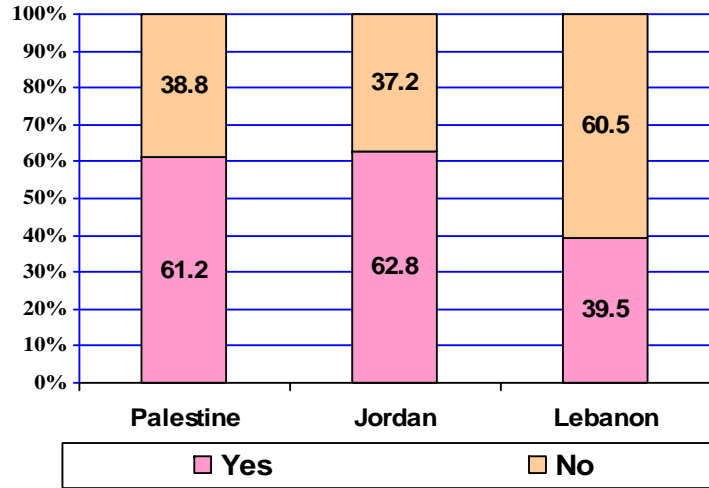
### Q22 During the current school year, have you ever been physically abused (hit, slapped, pushed...)?



Variable	Gender	Q22 During the current school year, have you ever been physically abused (hit, slapped, pushed...)?		Total	P_value
		Yes	No		
Palestine	Male	57.4	42.6	100.0	< 0.001
	Female	22.5	77.5	100.0	
	<b>Total</b>	<b>37.6</b>	<b>62.4</b>	<b>100.0</b>	
Jordan	Male	51.5	48.5	100.0	< 0.001
	Female	17.0	83.0	100.0	
	<b>Total</b>	<b>32.3</b>	<b>67.7</b>	<b>100.0</b>	
Lebanon	Male	12.3	87.7	100.0	< 0.001
	Female	4.0	96.0	100.0	
	<b>Total</b>	<b>7.9</b>	<b>92.1</b>	<b>100.0</b>	

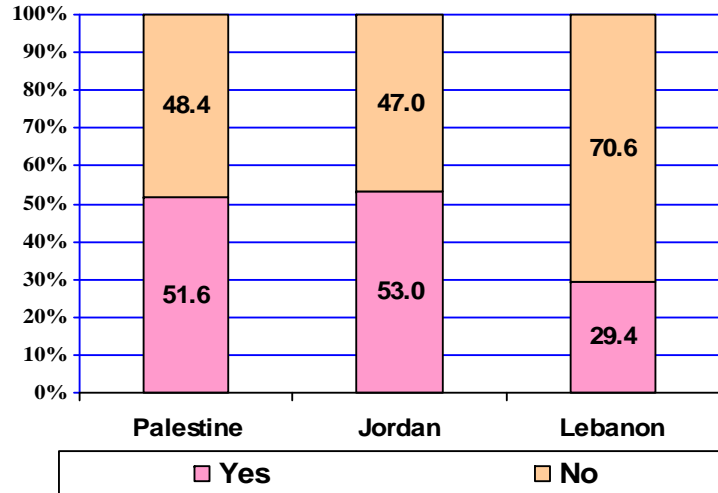
**Q22\_0: If your answer to the previous question was yes, who physically abused you?**

**Q22\_0\_1 Teachers**



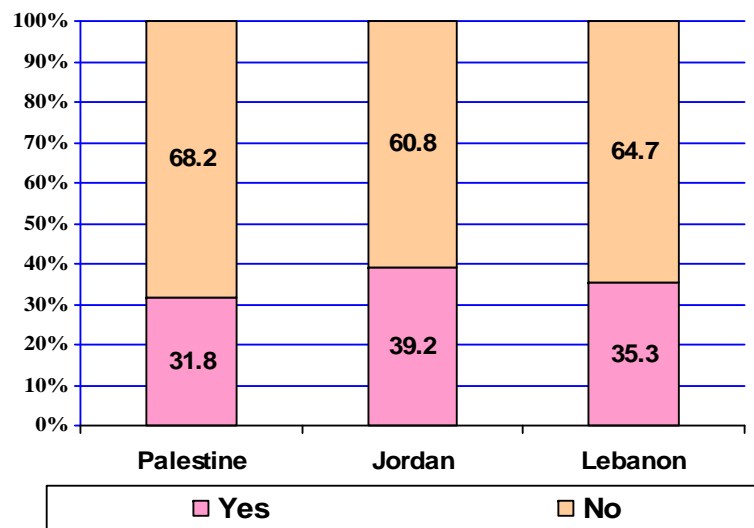
Variable	Gender	Q22_0_1 Teachers		Total	P_value
		Yes	No		
Palestine	Male	70.9	29.1	100.0	< 0.001
	Female	42.1	57.9	100.0	
	<b>Total</b>	<b>61.1</b>	<b>38.9</b>	<b>100.0</b>	
Jordan	Male	68.8	31.2	100.0	< 0.001
	Female	48.4	51.6	100.0	
	<b>Total</b>	<b>62.8</b>	<b>37.2</b>	<b>100.0</b>	
Lebanon	Male	44.3	55.7	100.0	0.070
	Female	25.8	74.2	100.0	
	<b>Total</b>	<b>39.5</b>	<b>60.5</b>	<b>100.0</b>	

**Q22\_0\_2 The school administration**



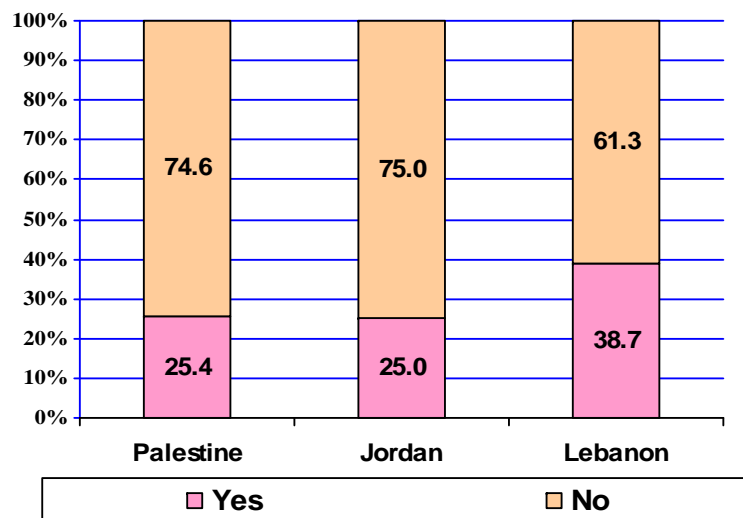
Variable	Gender	Q22_0_2 The school administration		Total	P_value
		Yes	No		
Palestine	Male	55.2	44.8	100.0	0.010
	Female	44.4	55.6	100.0	
	<b>Total</b>	<b>51.6</b>	<b>48.4</b>	<b>100.0</b>	
Jordan	Male	56.5	43.5	100.0	0.023
	Female	44.5	55.5	100.0	
	<b>Total</b>	<b>53.0</b>	<b>47.0</b>	<b>100.0</b>	
Lebanon	Male	28.4	71.6	100.0	0.686
	Female	32.3	67.7	100.0	
	<b>Total</b>	<b>29.4</b>	<b>70.6</b>	<b>100.0</b>	

### Q22\_0\_3 Students in the school



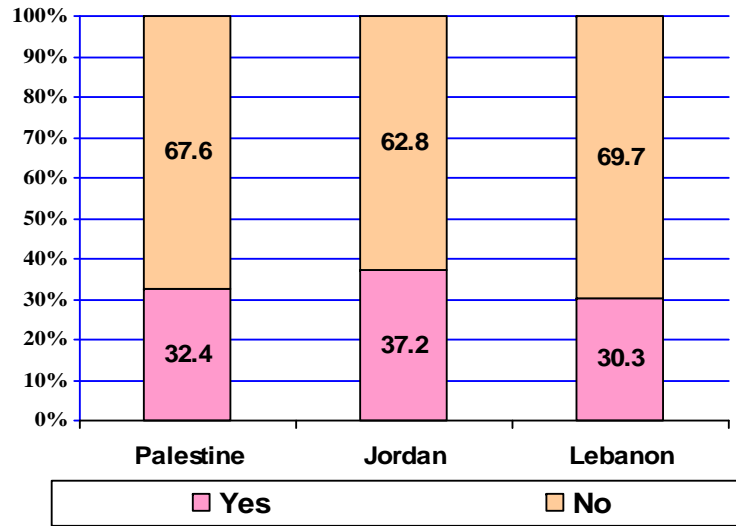
Variable	Gender	Q22_0_3 Students in the school		Total	P_value
		Yes	No		
Palestine	Male	34.2	65.8	100.0	0.077
	Female	27.3	72.7	100.0	
	<b>Total</b>	<b>31.9</b>	<b>68.1</b>	<b>100.0</b>	
Jordan	Male	40.6	59.4	100.0	0.365
	Female	35.9	64.1	100.0	
	<b>Total</b>	<b>39.2</b>	<b>60.8</b>	<b>100.0</b>	
Lebanon	Male	37.5	62.5	100.0	0.396
	Female	29.0	71.0	100.0	
	<b>Total</b>	<b>35.3</b>	<b>64.7</b>	<b>100.0</b>	

### Q22\_0\_4 Students out of the school



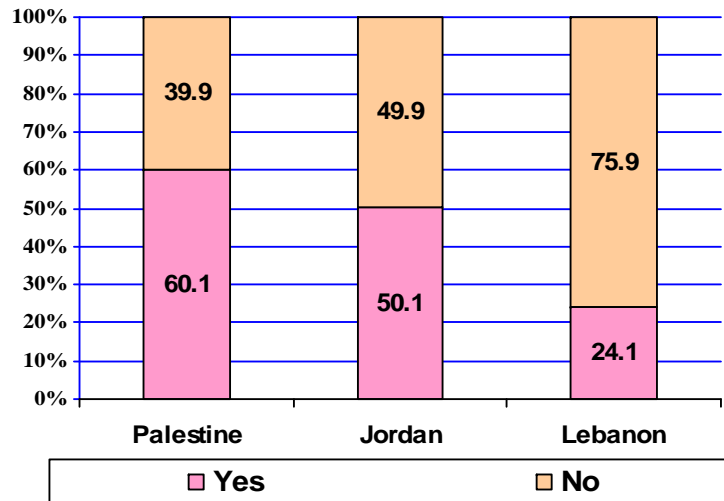
Variable	Gender	Q22_0_4 Students out of the school		Total	P_value
		Yes	No		
Palestine	Male	29.2	70.8	100.0	0.001
	Female	17.6	82.4	100.0	
	<b>Total</b>	<b>25.3</b>	<b>74.7</b>	<b>100.0</b>	
Jordan	Male	30.2	69.8	100.0	< 0.001
	Female	12.5	87.5	100.0	
	<b>Total</b>	<b>25.0</b>	<b>75.0</b>	<b>100.0</b>	
Lebanon	Male	42.0	58.0	100.0	0.201
	Female	29.0	71.0	100.0	
	<b>Total</b>	<b>38.7</b>	<b>61.3</b>	<b>100.0</b>	

### Q22\_0\_5 Your parents



Variable	Gender	Q22_0_5 Your parents		Total	P_value
		Yes	No		
Palestine	Male	28.7	71.3	100.0	0.004
	Female	39.8	60.2	100.0	
	<b>Total</b>	<b>32.4</b>	<b>67.6</b>	<b>100.0</b>	
Jordan	Male	35.1	64.9	100.0	0.161
	Female	42.2	57.8	100.0	
	<b>Total</b>	<b>37.2</b>	<b>62.8</b>	<b>100.0</b>	
Lebanon	Male	27.3	72.7	100.0	0.233
	Female	38.7	61.3	100.0	
	<b>Total</b>	<b>30.3</b>	<b>69.7</b>	<b>100.0</b>	

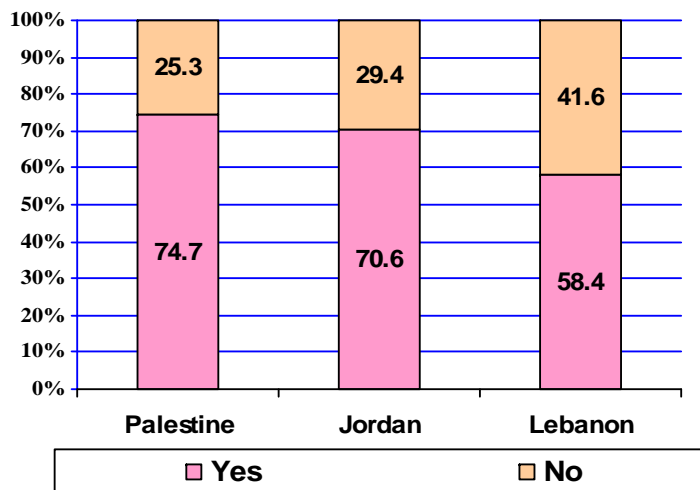
### Q23 During the current school year, have you ever been psychologically, emotionally and verbally abused (yelled at, humiliated, isolated, threatened...)?



Variable	Gender	Q23 During the current school year, have you ever been psychologically, emotionally and verbally abused (yelled at, humiliated, isolated, threatened...)?		Total	P_value
		Yes	No		
Palestine	Male	66.3	33.7	100.0	< 0.001
	Female	55.5	44.5	100.0	
	<b>Total</b>	<b>60.1</b>	<b>39.9</b>	<b>100.0</b>	
Jordan	Male	55.0	45.0	100.0	0.001
	Female	46.2	53.8	100.0	
	<b>Total</b>	<b>50.1</b>	<b>49.9</b>	<b>100.0</b>	
Lebanon	Male	25.9	74.1	100.0	0.104
	Female	22.3	77.7	100.0	
	<b>Total</b>	<b>24.1</b>	<b>75.9</b>	<b>100.0</b>	

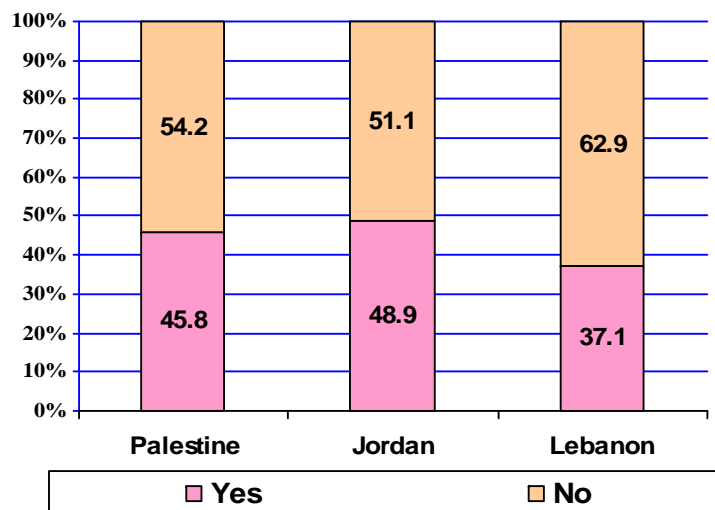
**Q23\_0 If your answer to the previous Question was yes, who abused you?**

**Q23\_0\_1 Teachers**



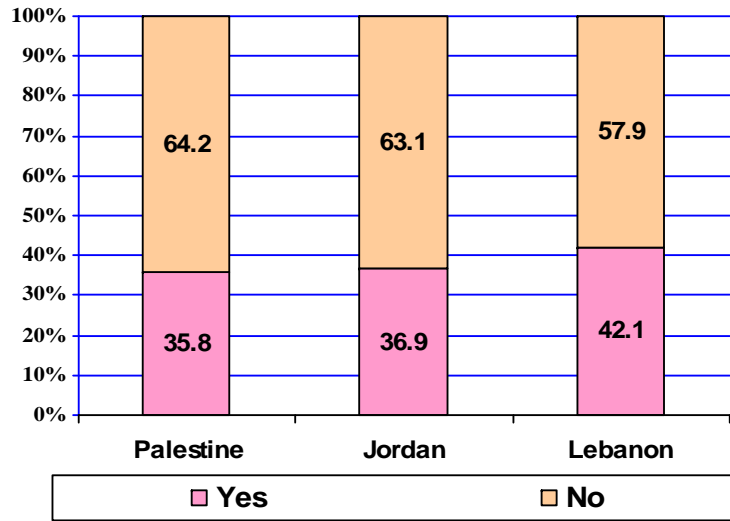
Variable	Gender	Q23_0_1 Teachers		Total	P_value
		Yes	No		
Palestine	Male	69.5	30.5	100.0	< 0.001
	Female	79.5	20.5	100.0	
	<b>Total</b>	<b>74.7</b>	<b>25.3</b>	<b>100.0</b>	
Jordan	Male	69.9	30.1	100.0	0.699
	Female	71.3	28.7	100.0	
	<b>Total</b>	<b>70.6</b>	<b>29.4</b>	<b>100.0</b>	
Lebanon	Male	62.4	37.6	100.0	0.120
	Female	54.3	45.7	100.0	
	<b>Total</b>	<b>58.4</b>	<b>41.6</b>	<b>100.0</b>	

**Q23\_0\_2 The school administration**



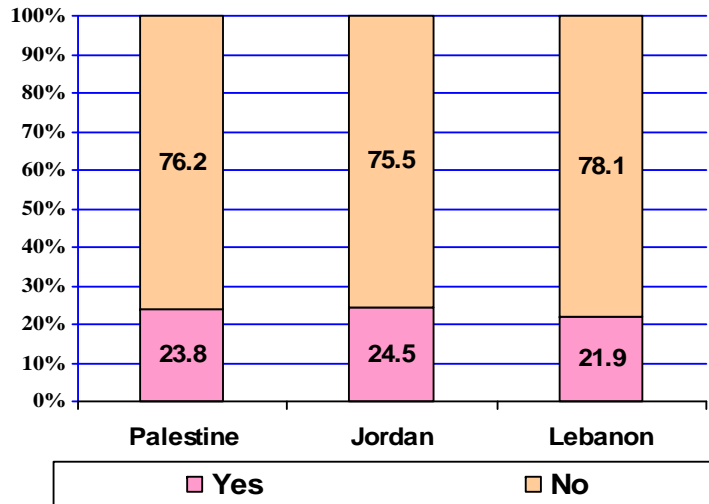
Variable	Gender	Q23_0_2 The school administration		Total	P_value
		Yes	No		
Palestine	Male	49.0	51.0	100.0	0.050
	Female	42.9	57.1	100.0	
	<b>Total</b>	<b>45.8</b>	<b>54.2</b>	<b>100.0</b>	
Jordan	Male	53.8	46.2	100.0	0.013
	Female	44.3	55.7	100.0	
	<b>Total</b>	<b>48.9</b>	<b>51.1</b>	<b>100.0</b>	
Lebanon	Male	37.6	62.4	100.0	0.835
	Female	36.6	63.4	100.0	
	<b>Total</b>	<b>37.1</b>	<b>62.9</b>	<b>100.0</b>	

### Q23\_0\_3 Students in the school



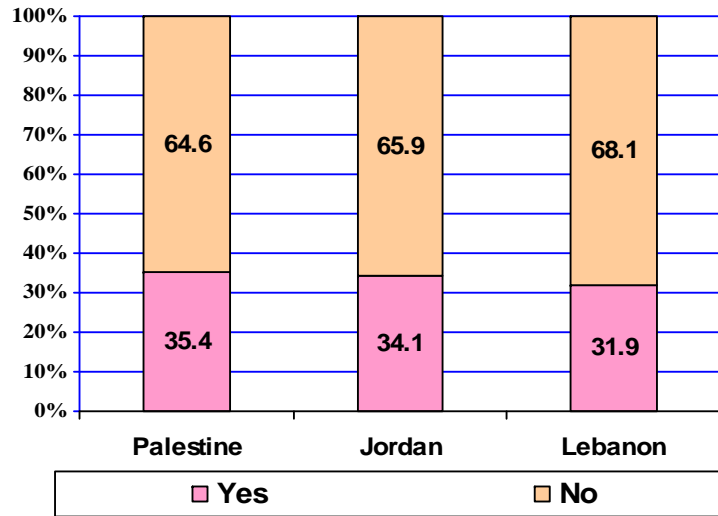
Variable	Gender	Q23_0_3 Students in the school		Total	P_value
		Yes	No		
Palestine	Male	40.2	59.8	100.0	0.006
	Female	31.8	68.2	100.0	
	<b>Total</b>	<b>35.8</b>	<b>64.2</b>	<b>100.0</b>	
Jordan	Male	39.5	60.5	100.0	0.175
	Female	34.5	65.5	100.0	
	<b>Total</b>	<b>36.9</b>	<b>63.1</b>	<b>100.0</b>	
Lebanon	Male	45.2	54.8	100.0	0.225
	Female	38.9	61.1	100.0	
	<b>Total</b>	<b>42.1</b>	<b>57.9</b>	<b>100.0</b>	

### Q23\_0\_4 Students out of the school



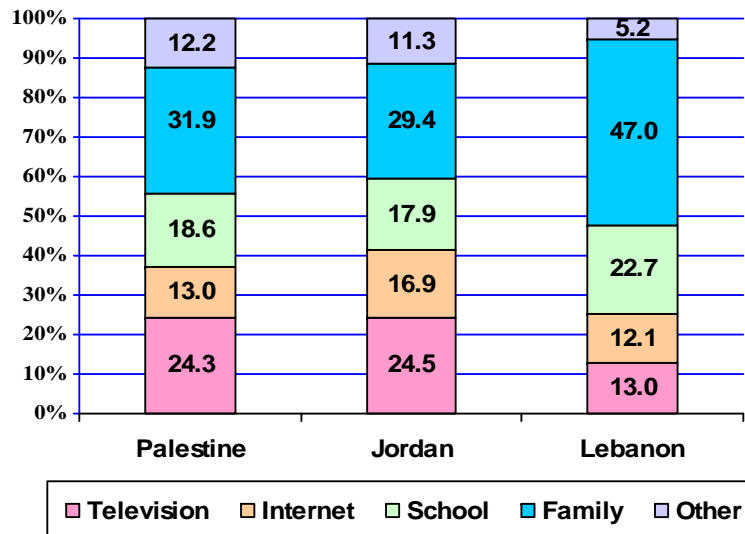
Variable	Gender	Q23_0_4 Students out of the school		Total	P_value
		Yes	No		
Palestine	Male	32.8	67.2	100.0	< 0.001
	Female	15.6	84.4	100.0	
	<b>Total</b>	<b>23.8</b>	<b>76.2</b>	<b>100.0</b>	
Jordan	Male	32.5	67.5	100.0	< 0.001
	Female	17.0	83.0	100.0	
	<b>Total</b>	<b>24.5</b>	<b>75.5</b>	<b>100.0</b>	
Lebanon	Male	28.5	71.5	100.0	0.002
	Female	14.9	85.1	100.0	
	<b>Total</b>	<b>21.9</b>	<b>78.1</b>	<b>100.0</b>	

### Q23\_0\_5 Your parents



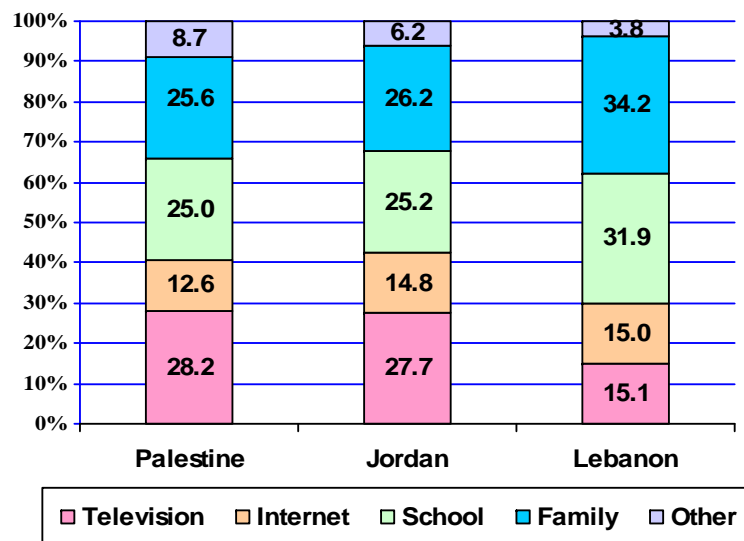
Variable	Gender	Q23_0_5 Your parents		Total	P_value
		Yes	No		
Palestine	Male	31.8	68.2	100.0	0.028
	Female	38.4	61.6	100.0	
	<b>Total</b>	<b>35.3</b>	<b>64.7</b>	<b>100.0</b>	
Jordan	Male	29.2	70.8	100.0	0.008
	Female	38.8	61.2	100.0	
	<b>Total</b>	<b>34.1</b>	<b>65.9</b>	<b>100.0</b>	
Lebanon	Male	30.1	69.9	100.0	0.462
	Female	33.7	66.3	100.0	
	<b>Total</b>	<b>31.9</b>	<b>68.1</b>	<b>100.0</b>	

### Q24\_1 Which of the following environments impacts you most in forming your ideas and beliefs?



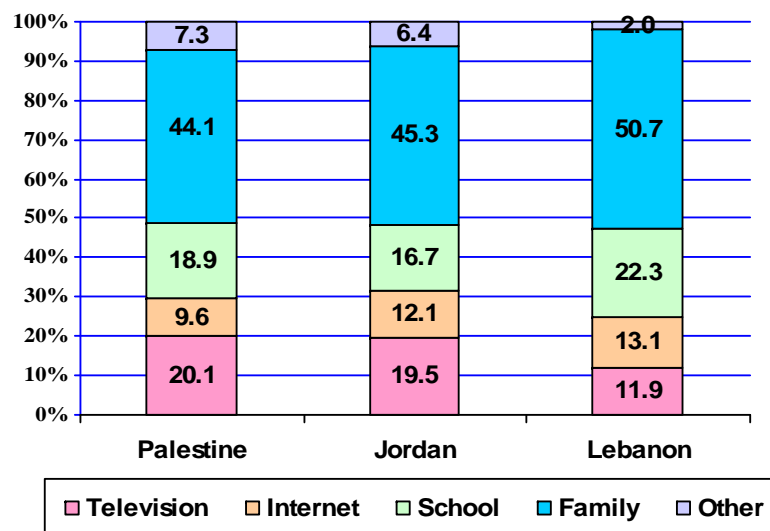
Country	Gender	Q24_1 Which of the following environments impacts you most in forming your ideas and beliefs?					Total	P_value
		Television	Internet	School	Family	Other		
Palestine	Male	23.9	19.9	22.2	22.2	11.8	100.0	< 0.001
	Female	24.7	7.8	15.8	39.2	12.6	100.0	
	<b>Total</b>	<b>24.3</b>	<b>13.0</b>	<b>18.5</b>	<b>31.9</b>	<b>12.3</b>	<b>100.0</b>	
Jordan	Male	19.6	25.0	21.1	25.3	8.9	100.0	< 0.001
	Female	28.4	10.4	15.3	32.5	13.4	100.0	
	<b>Total</b>	<b>24.5</b>	<b>16.9</b>	<b>17.9</b>	<b>29.3</b>	<b>11.4</b>	<b>100.0</b>	
Lebanon	Male	13.7	15.7	23.7	41.5	5.4	100.0	0.001
	Female	12.3	8.8	21.8	51.9	5.2	100.0	
	<b>Total</b>	<b>13.0</b>	<b>12.1</b>	<b>22.7</b>	<b>47.0</b>	<b>5.3</b>	<b>100.0</b>	

### Q24\_2 Which of the following environments have the most influence on your way of thinking?



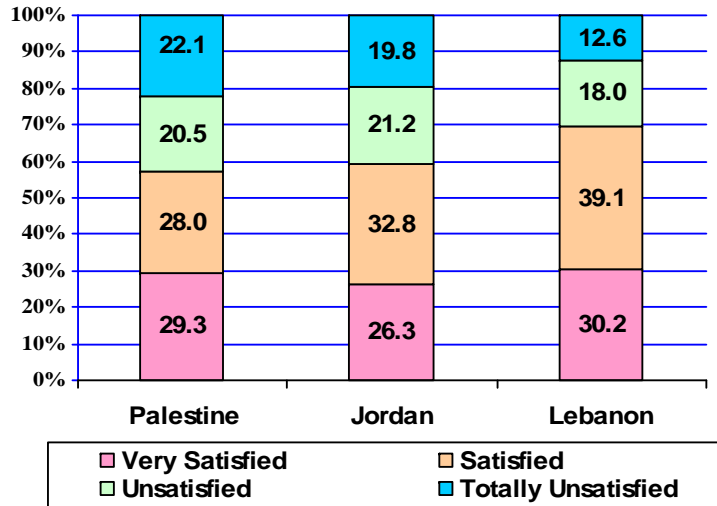
Country	Gender	Q24_2 Which of the following environments have the most influence on your way of thinking?					Total	P_value
		Television	Internet	School	Family	Other		
Palestine	Male	29.1	15.7	26.5	17.7	10.9	100.0	< 0.001
	Female	27.5	10.1	23.8	31.6	7.1	100.0	
	<b>Total</b>	<b>28.2</b>	<b>12.5</b>	<b>25.0</b>	<b>25.6</b>	<b>8.7</b>	<b>100.0</b>	
Jordan	Male	26.9	19.2	26.9	20.4	6.6	100.0	< 0.001
	Female	27.5	10.8	23.1	30.0	8.5	100.0	
	<b>Total</b>	<b>27.3</b>	<b>14.5</b>	<b>24.8</b>	<b>25.8</b>	<b>7.7</b>	<b>100.0</b>	
Lebanon	Male	15.2	18.8	30.8	30.8	4.4	100.0	< 0.001
	Female	15.0	11.5	32.9	37.3	3.2	100.0	
	<b>Total</b>	<b>15.1</b>	<b>15.0</b>	<b>31.9</b>	<b>34.2</b>	<b>3.8</b>	<b>100.0</b>	

### Q24\_3 Which of the following environments have the most influence on your life style?



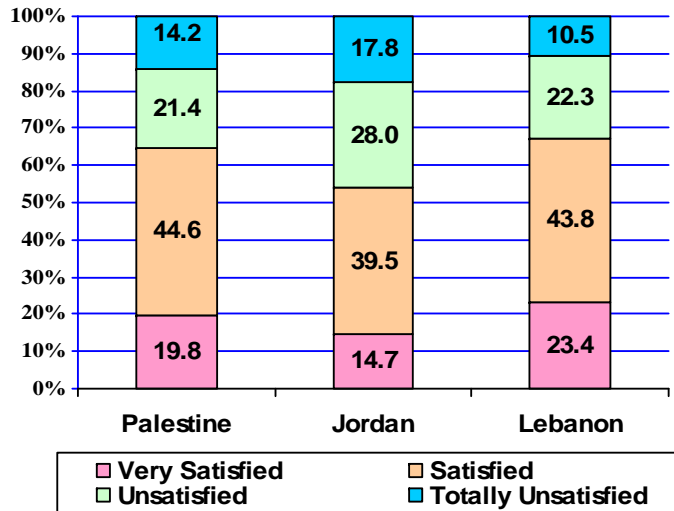
Country	Gender	Q24_3 Which of the following environments have the most influence on your life style?					Total	P_value
		Television	Internet	School	Family	Other		
Palestine	Male	19.7	13.5	24.0	33.3	9.5	100.0	< 0.001
	Female	20.4	6.6	14.9	52.0	6.1	100.0	
	<b>Total</b>	<b>20.1</b>	<b>9.6</b>	<b>18.8</b>	<b>44.0</b>	<b>7.5</b>	<b>100.0</b>	
Jordan	Male	18.3	17.1	20.8	36.9	6.9	100.0	< 0.001
	Female	20.3	8.0	13.2	51.6	6.9	100.0	
	<b>Total</b>	<b>19.4</b>	<b>12.0</b>	<b>16.6</b>	<b>45.1</b>	<b>2.4</b>	<b>100.0</b>	
Lebanon	Male	11.8	16.4	24.0	45.5	1.6	100.0	0.006
	Female	12.0	10.2	20.8	55.5	1.6	100.0	
	<b>Total</b>	<b>11.9</b>	<b>13.1</b>	<b>22.3</b>	<b>50.7</b>	<b>2.0</b>	<b>100.0</b>	

**Q25 How satisfied are you with the following in your school environment?  
Q25\_1 Sport activities**



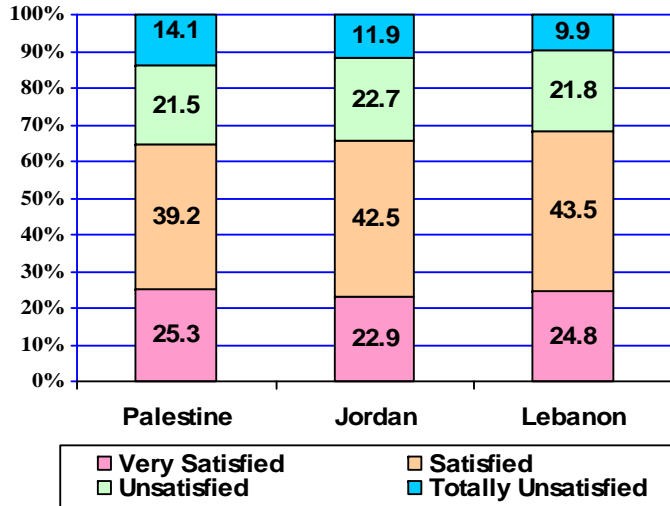
Country	Gender	Q25_1 Sport activities				Total	P_value
		Very Satisfied	Satisfied	Unsatisfied	Totally Unsatisfied		
Palestine	Male	45.2	25.2	11.9	17.7	100.0	< 0.001
	Female	17.2	30.1	27.1	25.6	100.0	
	<b>Total</b>	<b>29.3</b>	<b>28.0</b>	<b>20.5</b>	<b>22.2</b>	<b>100.0</b>	
Jordan	Male	37.8	32.6	15.4	14.2	100.0	< 0.001
	Female	17.1	32.9	25.8	24.2	100.0	
	<b>Total</b>	<b>26.3</b>	<b>32.8</b>	<b>21.2</b>	<b>19.8</b>	<b>100.0</b>	
Lebanon	Male	33.4	35.2	18.2	13.1	100.0	0.017
	Female	27.3	42.7	17.8	12.2	100.0	
	<b>Total</b>	<b>30.2</b>	<b>39.1</b>	<b>18.0</b>	<b>12.6</b>	<b>100.0</b>	

**Q25\_2 Cultural & art activities**



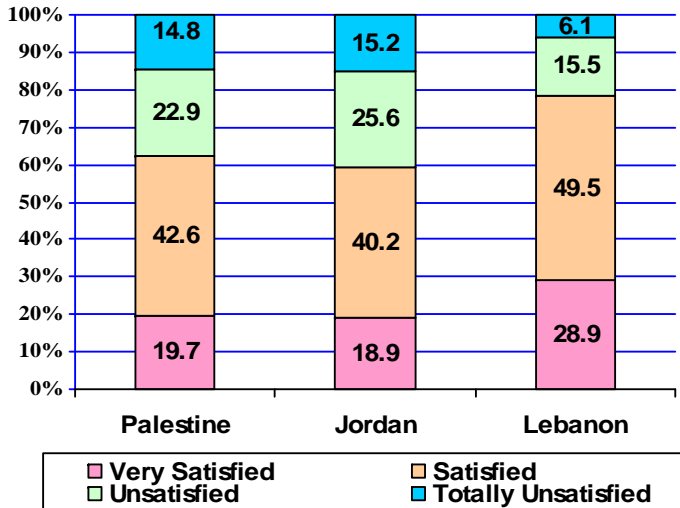
Country	Gender	Q25_2 Cultural & art activities				Total	P_value
		Very Satisfied	Satisfied	Unsatisfied	Totally Unsatisfied		
Palestine	Male	24.9	46.7	15.2	13.2	100.0	< 0.001
	Female	16.0	42.9	26.0	15.0	100.0	
	<b>Total</b>	<b>19.8</b>	<b>44.6</b>	<b>21.4</b>	<b>14.2</b>	<b>100.0</b>	
Jordan	Male	19.2	40.3	23.6	16.9	100.0	< 0.001
	Female	11.2	38.8	31.5	18.6	100.0	
	<b>Total</b>	<b>14.7</b>	<b>39.5</b>	<b>28.0</b>	<b>17.8</b>	<b>100.0</b>	
Lebanon	Male	23.4	42.8	23.0	10.7	100.0	0.882
	Female	23.5	44.6	21.7	10.3	100.0	
	<b>Total</b>	<b>23.4</b>	<b>43.8</b>	<b>22.3</b>	<b>10.5</b>	<b>100.0</b>	

**Q25\_3 Students participation in the school environment  
(school governance, school activities, school community relations...)**



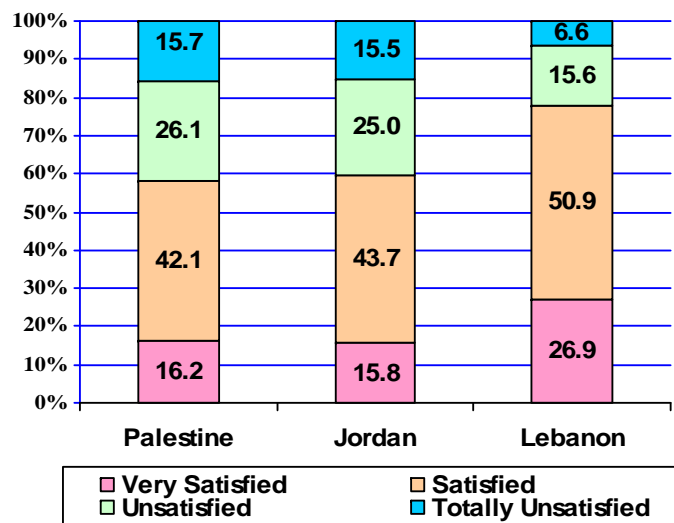
Country	Gender	Q25_3 Students participation in The school environment (school governance, school activities, school community relations...)				Total	P_value
		Very Satisfied	Satisfied	Unsatisfied	Totally Unsatisfied		
Palestine	Male	28.7	34.0	21.4	15.9	100.0	< 0.001
	Female	22.6	43.1	21.6	12.7		
	<b>Total</b>	<b>25.3</b>	<b>39.2</b>	<b>21.5</b>	<b>14.1</b>		
Jordan	Male	26.6	41.0	19.6	12.9	100.0	0.006
	Female	19.9	43.8	25.1	11.2		
	<b>Total</b>	<b>22.9</b>	<b>42.5</b>	<b>22.7</b>	<b>11.9</b>		
Lebanon	Male	24.5	42.0	22.2	11.3	100.0	0.309
	Female	25.0	44.9	21.5	8.6		
	<b>Total</b>	<b>24.8</b>	<b>43.5</b>	<b>21.8</b>	<b>9.9</b>		

**Q25\_4 The school's relationship with parents**



Country	Gender	Q25_4 The school's relationship with parents				Total	P_value
		Very Satisfied	Satisfied	Unsatisfied	Totally Unsatisfied		
Palestine	Male	22.4	38.6	22.0	17.1	100.0	0.002
	Female	17.7	45.7	23.6	13.1		
	<b>Total</b>	<b>19.7</b>	<b>42.6</b>	<b>22.9</b>	<b>14.8</b>		
Jordan	Male	24.7	37.1	22.9	15.2	100.0	< 0.001
	Female	14.3	42.6	27.8	15.3		
	<b>Total</b>	<b>18.9</b>	<b>40.2</b>	<b>25.6</b>	<b>15.2</b>		
Lebanon	Male	28.8	47.8	16.1	7.4	100.0	0.166
	Female	29.1	51.1	15.0	4.9		
	<b>Total</b>	<b>28.9</b>	<b>49.5</b>	<b>15.5</b>	<b>6.1</b>		

### Q25\_5 The school's relationship with the local community



Country	Gender	Q25_5 The school's relation with the local community				Total	P_value
		Very Satisfied	Satisfied	Unsatisfied	Totally Unsatisfied		
Palestine	Male	16.3	38.6	29.0	16.1	100.0	0.043
	Female	16.0	44.7	23.9	15.4		
	<b>Total</b>	<b>16.2</b>	<b>42.1</b>	<b>26.1</b>	<b>15.7</b>		
Jordan	Male	20.1	40.3	21.4	18.2	100.0	< 0.001
	Female	12.4	46.5	27.9	13.3		
	<b>Total</b>	<b>15.8</b>	<b>43.7</b>	<b>25.0</b>	<b>15.5</b>		
Lebanon	Male	27.7	47.3	16.7	8.3	100.0	0.012
	Female	26.2	54.2	14.6	5.0		
	<b>Total</b>	<b>26.9</b>	<b>50.9</b>	<b>15.6</b>	<b>6.6</b>		